



VAC. CONTACTOR,  
200KW/400V/AC-3 AC(40...60HZ)/DC OPERATION UC 23-  
26V AUXILIARY CONTACTS 2NO+2NC 3-POLE,  
SIZE S12 BAR CONNECTIONS CONVENT. OPERATING  
MECHANISM

### General technical data:

<b>product brand name</b>		SIRIUS
<b>Size of the contactor</b>		S12
<b>Protection class IP / on the front</b>		IP00
<b>Degree of pollution</b>		3
<b>Installation altitude / at a height over sea level / maximum</b>	m	2,000
<b>Ambient temperature / during operating</b>	°C	-25 ... +60
<b>Mechanical operating cycles as operating time</b>		
<ul style="list-style-type: none"> <li>• of the contactor / typical</li> </ul>		10,000,000
<ul style="list-style-type: none"> <li>• of the contactor with added auxiliary switch block / typical</li> </ul>		10,000,000
<ul style="list-style-type: none"> <li>• of the contactor with added electronics-compatible auxiliary switch block / typical</li> </ul>		5,000,000

### Main circuit:

<b>Number of NC contacts / for main contacts</b>		0
<b>Number of NO contacts / for main contacts</b>		3
<b>Operating current</b>		
<ul style="list-style-type: none"> <li>• at AC-1 / at 400 V <ul style="list-style-type: none"> <li>• at 40 °C ambient temperature / rated value</li> </ul> </li> </ul>	A	610
<ul style="list-style-type: none"> <li>• at AC-3 / at 400 V / rated value</li> </ul>	A	400
<ul style="list-style-type: none"> <li>• at AC-4 / at 400 V / rated value</li> </ul>	A	350

<b>Service power</b>		
• at AC-2 / at 400 V / rated value	kW	231
• at AC-3 / at 400 V / rated value	kW	231
• at AC-4 / at 400 V / rated value	W	200,000

#### Control circuit:

<b>Design of the surge suppressor</b>		with varistor
<b>Voltage type / of control feed voltage</b>		AC/DC
<b>Operating range factor control supply voltage rated value / of the magnet coil</b>		
• at 50 Hz		
• for AC		0.8 ... 1.1
• at 60 Hz		
• for AC		0.8 ... 1.1
• for DC		0.8 ... 1.1
<b>Apparent pull-in power / of the solenoid / for AC</b>	V·A	830
<b>Apparent holding power / of the solenoid / for AC</b>	V·A	9.2
<b>Inductive power factor / with the pull-in power of the coil</b>		0.9
<b>Inductive power factor / with the pull-in power of the coil</b>		0.9
<b>Pull-in power / of the solenoid / for DC</b>	W	920
<b>Holding power / of the solenoid / for DC</b>	W	10

#### Auxiliary circuit:

<b>Number of NC contacts / for auxiliary contacts / instantaneous switching</b>		2
<b>Number of NO contacts / for auxiliary contacts / instantaneous switching</b>		2

#### Short-circuit:

<b>Design of the fuse link</b>		
• for short-circuit protection of the auxiliary switch / required		fuse gL/gG: 10 A
• for short-circuit protection of the main circuit		
• with type of assignment 1 / required		fuse gL/gG: 800 A
• at type of coordination 2 / required		fuse gL/gG: 800 A

#### Installation/mounting/dimensions:

<b>Mounting type</b>		screw fixing
<b>series installation</b>		Yes
<b>Width</b>	mm	145
<b>Height</b>	mm	210
<b>Depth</b>	mm	206
<b>Distance, to be maintained, to earthed part / sideways</b>	mm	10

## Connection type:

### Design of the electrical connection

- for main current circuit
- for auxiliary and control current circuit

screw-type terminals

screw-type terminals

### Type of the connectable conductor cross-section

- for AWG conductors / for main contacts
- for auxiliary contacts
  - solid
  - finely stranded
    - with conductor end processing
- for AWG conductors / for auxiliary contacts

2/0 ... 500 kcmil

2x (0.5 ... 1.5 mm<sup>2</sup>), 2x (0.75 ... 2.5 mm<sup>2</sup>), max. 2x (0.75 ... 4 mm<sup>2</sup>)

2x (0.5 ... 1.5 mm<sup>2</sup>), 2x (0.75 ... 2.5 mm<sup>2</sup>)

2x (20 ... 16), 2x (18 ... 14), 1x 12

## Certificates/approvals:

### General Product Approval

### Functional Safety / Safety of Machinery

### Declaration of Conformity



CCC



CSA



UL

[Type Examination](#)



EG-Konf.

### Test Certificates

[Special Test  
Certificate](#)

[Type Test  
Certificates/Test  
Report](#)



ABS



GL



RMRS

### other

[Confirmation](#)

[other](#)

[Environmental  
Confirmations](#)

## Further information:

### Information- and Downloadcenter (Catalogs, Brochures,...)

<http://www.siemens.com/industrial-controls/catalogs>

### Industry Mall (Online ordering system)

<http://www.siemens.com/industrial-controls/mall>

### Cax online generator:

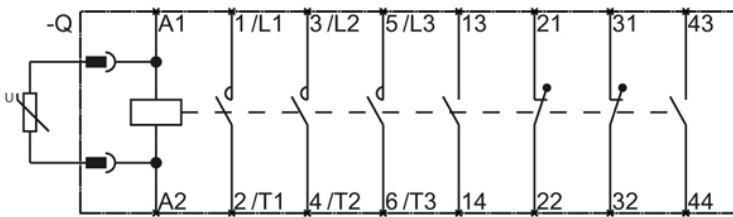
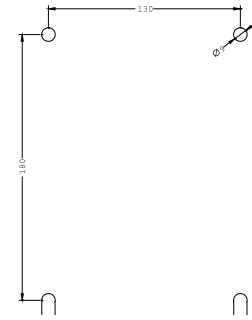
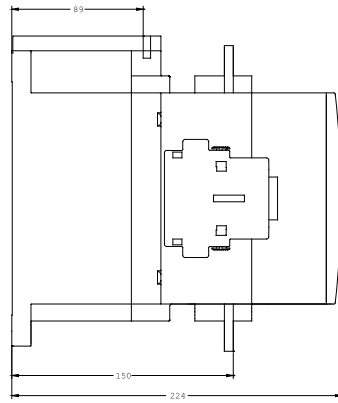
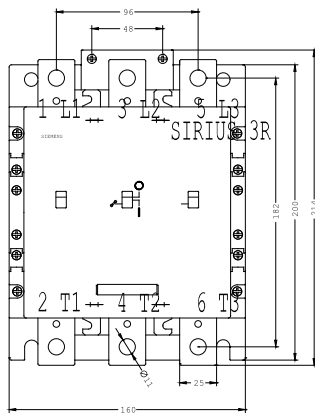
<http://www.siemens.com/cax>

### Service&Support (Manuals, Certificates, Characteristics, FAQs,...)

<http://support.automation.siemens.com/WWW/view/en/3RT1275-6AB36/all>

### Image database (product images, 2D dimension drawings, 3D models, device circuit diagrams, ...)

[http://www.automation.siemens.com/bilddb/cax\\_en.aspx?mlfb=3RT1275-6AB36](http://www.automation.siemens.com/bilddb/cax_en.aspx?mlfb=3RT1275-6AB36)



last change:

Jul 28, 2014