



CONTACTOR, AC-3 4 KW/400 V, AC-1 18 A,
DC 125 V, 4-POLE, 4 NO, SIZE S00,
CAGE CLAMP CONNECTION

General technical data:

product brand name		SIRIUS
Size of the contactor		S00
Protection class IP / on the front		IP20
Degree of pollution		3
Installation altitude / at a height over sea level / maximum	m	2,000
Ambient temperature / during operating	°C	-25 ... +60
Mechanical operating cycles as operating time		
<ul style="list-style-type: none"> • of the contactor / typical 		30,000,000
<ul style="list-style-type: none"> • of the contactor with added auxiliary switch block / typical 		10,000,000
<ul style="list-style-type: none"> • of the contactor with added electronics-compatible auxiliary switch block / typical 		5,000,000

Main circuit:

Number of NC contacts / for main contacts		0
Number of NO contacts / for main contacts		4
Operating current		
<ul style="list-style-type: none"> • at AC-1 / at 400 V <ul style="list-style-type: none"> • at 40 °C ambient temperature / rated value 	A	18
<ul style="list-style-type: none"> • at AC-3 / at 400 V / rated value 	A	9
<ul style="list-style-type: none"> • with 1 current path / at DC-1 		

• at 24 V / rated value	A	18
• at 110 V / rated value	A	2.1
• with 2 current paths in series / at DC-1		
• at 24 V / rated value	A	18
• at 110 V / rated value	A	12
• with 3 current paths in series / at DC-1		
• at 24 V / rated value	A	18
• at 110 V / rated value	A	18
• with 1 current path / at DC-3 / at DC-5		
• at 24 V / rated value	A	18
• at 110 V / rated value	A	0.15
• with 2 current paths in series / at DC-3 / at DC-5		
• at 24 V / rated value	A	18
• at 110 V / rated value	A	0.35
• with 3 current paths in series / at DC-3 / at DC-5		
• at 24 V / rated value	A	18
• at 110 V / rated value	A	18
Service power		
• at AC-2 / at 400 V / rated value	kW	4
• at AC-3 / at 400 V / rated value	kW	4

Control circuit:

Voltage type / of control feed voltage		DC
Operating range factor control supply voltage rated value / of the magnet coil		
• for DC		0.85 ... 1.1
Pull-in power / of the solenoid / for DC	W	3.3
Holding power / of the solenoid / for DC	W	3.3

Auxiliary circuit:

Contact reliability / of the auxiliary contacts		1 faulty switching per 100 million (17 V, 1 mA)
Number of NC contacts / for auxiliary contacts / instantaneous switching		0
Number of NO contacts / for auxiliary contacts / instantaneous switching		0

Short-circuit:

Design of the fuse link		
• for short-circuit protection of the auxiliary switch / required		fuse gL/gG: 10 A
• for short-circuit protection of the main circuit		
• with type of assignment 1 / required		fuse gL/gG: 35 A
• at type of coordination 2 / required		fuse gL/gG: 20 A

Installation/mounting/dimensions:

Mounting type		screw and snap-on mounting onto 35 mm standard mounting rail according to DIN EN 50022
series installation		Yes
Width	mm	45
Height	mm	60
Depth	mm	72
Distance, to be maintained, to earthed part / sideways	mm	6

Connection type:

Design of the electrical connection <ul style="list-style-type: none">• for main current circuit• for auxiliary and control current circuit		Cage Clamp terminals Cage Clamp terminals
Type of the connectable conductor cross-section <ul style="list-style-type: none">• for main contacts<ul style="list-style-type: none">• solid• finely stranded<ul style="list-style-type: none">• with conductor end processing• without conductor final cutting• for AWG conductors / for main contacts• for auxiliary contacts<ul style="list-style-type: none">• solid• finely stranded<ul style="list-style-type: none">• with conductor end processing• without conductor final cutting• for AWG conductors / for auxiliary contacts		2x (0.25 ... 2.5 mm ²) 2x (0.25 ... 1.5 mm ²) 2x (0.25 ... 2.5 mm ²) 2x (24 ... 14) 2x (0.25 ... 2.5 mm ²) 2x (0.25 ... 1.5 mm ²) 2x (0.25 ... 2.5 mm ²) 2x (24 ... 14)

Certificates/approvals:

General Product Approval

Functional Safety /
Safety of
Machinery



[Type Examination](#)

Declaration of
Conformity

Test Certificates



EG-Konf.

[Special Test
Certificate](#)

Shipping Approval



ABS



GL



LRS



RINA



RMRS

other

[Confirmation](#)

[other](#)

[Environmental
Confirmations](#)

Further information:

Information- and Downloadcenter (Catalogs, Brochures,...)

<http://www.siemens.com/industrial-controls/catalogs>

Industry Mall (Online ordering system)

<http://www.siemens.com/industrial-controls/mall>

Cax online generator:

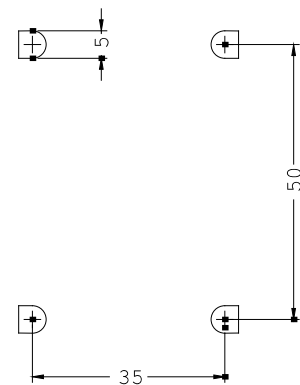
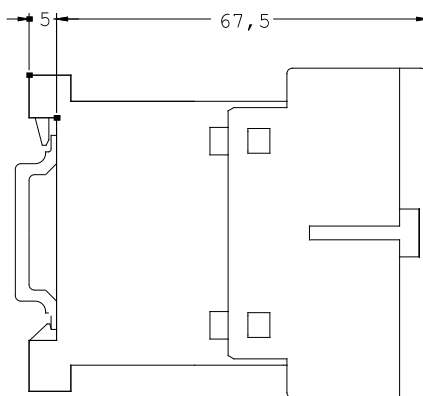
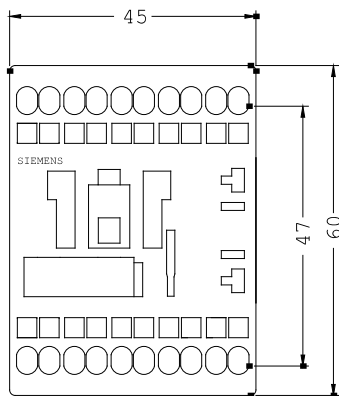
<http://www.siemens.com/cax>

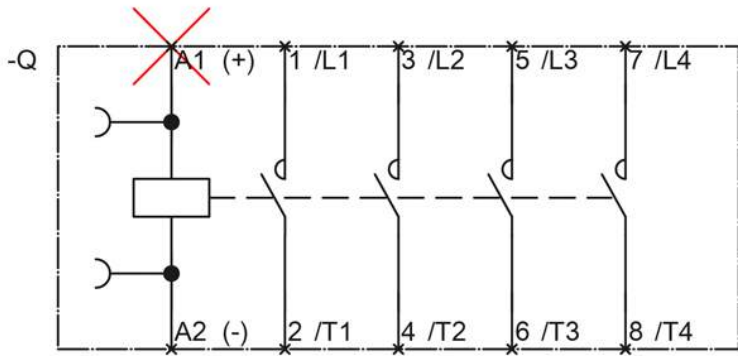
Service&Support (Manuals, Certificates, Characteristics, FAQs,...)

<http://support.automation.siemens.com/WW/view/en/3RT1316-2BG40/all>

Image database (product images, 2D dimension drawings, 3D models, device circuit diagrams, ...)

http://www.automation.siemens.com/bilddb/cax_en.aspx?mlfb=3RT1316-2BG40





last change:

Jul 28, 2014