



CONTACTOR, AC-1 35 A, DC 60 V, 4-POLE,
SIZE S0, SCREW CONNECTION

General technical data:

product brand name		SIRIUS
Size of the contactor		S0
Protection class IP / on the front		IP20
Degree of pollution		3
Installation altitude / at a height over sea level / maximum	m	2,000
Ambient temperature / during operating	°C	-25 ... +60
Mechanical operating cycles as operating time		
<ul style="list-style-type: none"> • of the contactor / typical 		10,000,000
<ul style="list-style-type: none"> • of the contactor with added auxiliary switch block / typical 		10,000,000
<ul style="list-style-type: none"> • of the contactor with added electronics-compatible auxiliary switch block / typical 		5,000,000

Main circuit:

Number of NC contacts / for main contacts		0
Number of NO contacts / for main contacts		4
Operating current		
<ul style="list-style-type: none"> • at AC-1 / at 400 V <ul style="list-style-type: none"> • at 40 °C ambient temperature / rated value 	A	35
<ul style="list-style-type: none"> • at AC-3 / at 400 V / rated value 	A	17
<ul style="list-style-type: none"> • with 1 current path / at DC-1 		

• at 24 V / rated value	A	35
• at 110 V / rated value	A	4.5
• with 2 current paths in series / at DC-1		
• at 24 V / rated value	A	35
• at 110 V / rated value	A	35
• with 3 current paths in series / at DC-1		
• at 24 V / rated value	A	35
• at 110 V / rated value	A	35
• with 1 current path / at DC-3 / at DC-5		
• at 24 V / rated value	A	20
• at 110 V / rated value	A	2.5
• with 2 current paths in series / at DC-3 / at DC-5		
• at 24 V / rated value	A	35
• at 110 V / rated value	A	15
• with 3 current paths in series / at DC-3 / at DC-5		
• at 24 V / rated value	A	35
• at 110 V / rated value	A	35
Service power		
• at AC-2 / at 400 V / rated value	kW	7.5
• at AC-3 / at 400 V / rated value	kW	7.5

Control circuit:

Voltage type / of control feed voltage		DC
Operating range factor control supply voltage rated value / of the magnet coil		
• for DC		0.8 ... 1.1
Pull-in power / of the solenoid / for DC	W	5.4
Holding power / of the solenoid / for DC	W	5.4

Auxiliary circuit:

Contact reliability / of the auxiliary contacts		1 faulty switching per 100 million (17 V, 1 mA)
Number of NC contacts / for auxiliary contacts / instantaneous switching		0
Number of NO contacts / for auxiliary contacts / instantaneous switching		0

Short-circuit:

Design of the fuse link		
• for short-circuit protection of the auxiliary switch / required		fuse gL/gG: 10 A
• for short-circuit protection of the main circuit		
• with type of assignment 1 / required		fuse gL/gG: 63 A
• at type of coordination 2 / required		fuse gL/gG: 25 A










Installation/mounting/dimensions:

Mounting type		screw and snap-on mounting onto 35 mm standard mounting rail according to DIN EN 50022
series installation		Yes
Width	mm	61
Height	mm	85
Depth	mm	101
Distance, to be maintained, to earthed part / sideways	mm	6

Connection type:

Design of the electrical connection		
<ul style="list-style-type: none"> • for main current circuit • for auxiliary and control current circuit 		<p>screw-type terminals</p> <p>screw-type terminals</p>
Type of the connectable conductor cross-section		
<ul style="list-style-type: none"> • for main contacts <ul style="list-style-type: none"> • solid • finely stranded <ul style="list-style-type: none"> • with conductor end processing • for AWG conductors / for main contacts • for auxiliary contacts <ul style="list-style-type: none"> • solid • finely stranded <ul style="list-style-type: none"> • with conductor end processing • for AWG conductors / for auxiliary contacts 		<p>2x (1 ... 2.5 mm²), 2x (2.5 ... 6 mm²), max. 2x 10 mm²</p> <p>2x (1 ... 2.5 mm²), 2x (2.5 ... 6 mm²)</p> <p>2x (20 ... 16), 2x (18 ... 14), 1x 12</p> <p>2x (0.5 ... 1.5 mm²), 2x (0.75 ... 2.5 mm²), max. 2x (0.75 ... 4 mm²)</p> <p>2x (0.5 ... 1.5 mm²), 2x (0.75 ... 2.5 mm²)</p> <p>2x (20 ... 16), 2x (18 ... 14), 1x 12</p>

Certificates/approvals:

General Product Approval			Functional Safety / Safety of Machinery	Declaration of Conformity	Test Certificates
 CSA		 UL	Type Examination	 EG-Konf.	Special Test Certificate
Shipping Approval					
 ABS	 GL	 LRS	 RINA	 RMRS	
other					
Confirmation	other	Environmental Confirmations			

Further information:

Information- and Downloadcenter (Catalogs, Brochures,...)

<http://www.siemens.com/industrial-controls/catalogs>

Industry Mall (Online ordering system)

<http://www.siemens.com/industrial-controls/mall>

Cax online generator:

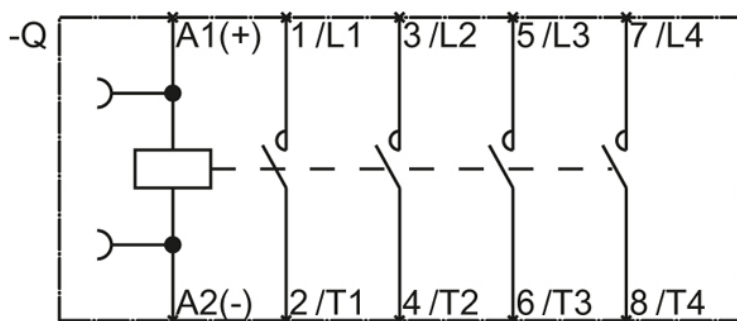
<http://www.siemens.com/cax>

Service&Support (Manuals, Certificates, Characteristics, FAQs,...)

<http://support.automation.siemens.com/WW/view/en/3RT1325-1BE40/all>

Image database (product images, 2D dimension drawings, 3D models, device circuit diagrams, ...)

http://www.automation.siemens.com/bilddb/cax_en.aspx?mlfb=3RT1325-1BE40



last change:

Jul 28, 2014