



CONTACTOR, AC-3 4 KW/400 V, AC-1 22A,
DC 12 V, 4-POLE, 2NO + 2NC, SIZE S00,
SCREW CONNECTION

General technical data:

product brand name		SIRIUS
Size of the contactor		S00
Protection class IP / on the front		IP20
Protection against electrical shock		finger-safe
Degree of pollution		3
Installation altitude / at a height over sea level / maximum	m	2,000
Ambient temperature		
• during storage	°C	-55 ... +80
• during operating	°C	-25 ... +60
Insulation voltage / rated value	V	690
Mechanical operating cycles as operating time		
• of the contactor / typical		30,000,000
• of the contactor with added auxiliary switch block / typical		10,000,000
• of the contactor with added electronics-compatible auxiliary switch block / typical		5,000,000

Main circuit:

Number of NC contacts / for main contacts		2
Number of NO contacts / for main contacts		2
Operational current / at AC-1 / up to 690 V		

• at 40 °C ambient temperature / rated value	A	22
• at 60 °C ambient temperature / rated value	A	20
Operating current / at AC-2 / at AC-3		
• at 400 V		
• per NO contact / rated value	A	12
• per NC contact / rated value	A	12
Operating current		
• with 1 current path / at DC-1		
• at 24 V / rated value	A	20
• at 110 V / rated value	A	2.1
• at 220 V / rated value	A	0.8
• at 440 V / rated value	A	0.6
• with 2 current paths in series / at DC-1		
• at 24 V / rated value	A	20
• at 110 V / rated value	A	12
• at 220 V / rated value	A	1.6
• at 440 V / rated value	A	0.8
Operating current		
• with 1 current path / at DC-3 / at DC-5		
• at 24 V		
• per NO contact / rated value	A	20
• per NC contact / rated value	A	20
• at 110 V		
• per NO contact / rated value	A	0.15
• per NC contact / rated value	A	0.075
• at 220 V		
• per NO contact / rated value	A	0.75
• per NC contact / rated value	A	0.375
• with 2 current paths in series / at DC-3 / at DC-5		
• at 24 V		
• per NO contact / rated value	A	20
• per NC contact / rated value	A	20
• at 110 V		
• per NO contact / rated value	A	0.35
• per NC contact / rated value	A	0.175
Operating performance		
• at AC-1		
• at 230 V / rated value	kW	7.5
• at 400 V / rated value	kW	13
• at AC-2 / at AC-3		

<ul style="list-style-type: none"> • at 230 V <ul style="list-style-type: none"> • per NO contact / rated value • per NC contact / rated value • at 400 V <ul style="list-style-type: none"> • per NO contact / rated value • per NC contact / rated value 	kW	3
	kW	3
	kW	5.5
	kW	5.5
Active power loss / at AC-3 / at 400 V / with rated Operating current value / per conductor	W	0.7
Frequency of operation		
<ul style="list-style-type: none"> • with AC-1 / maximum 	1/h	1,000
<ul style="list-style-type: none"> • at AC-2 / at AC-3 / maximum 	1/h	750

Control circuit/ Control:		
Voltage type / of control feed voltage		DC
Control supply voltage		
<ul style="list-style-type: none"> • for DC / rated value 	V	12
operating range factor control supply voltage rated value / of the magnet coil		
<ul style="list-style-type: none"> • for DC 		0.85 ... 1.1
Pull-in power / of the solenoid / for DC	W	3.3
Holding power / of the solenoid / for DC	W	3.3
Closing delay		
<ul style="list-style-type: none"> • at AC 	ms	8 ... 35
<ul style="list-style-type: none"> • at DC 	ms	25 ... 100
Opening delay		
<ul style="list-style-type: none"> • at AC 	ms	4 ... 30
<ul style="list-style-type: none"> • at DC 	ms	7 ... 10
Arcing time	ms	10 ... 15
Residual current / of electronics / for control with signal <0>		
<ul style="list-style-type: none"> • at 24 V / with DC / maximum permissible 	A	0.01

Auxiliary circuit:		
Contact reliability / of the auxiliary contacts		1 faulty switching per 100 million (17 V, 1 mA)
Number of NC contacts / for auxiliary contacts / instantaneous switching		0
Number of NO contacts / for auxiliary contacts / instantaneous switching		0
Operating current		
<ul style="list-style-type: none"> • at AC-12 / maximum 	A	10
<ul style="list-style-type: none"> • at AC-15 / at 230 V / rated value 	A	6
<ul style="list-style-type: none"> • at AC-15 / at 400 V / rated value 	A	3
Operating current / at DC-12		

• at 60 V / rated value	A	6
• at 110 V / rated value	A	3
• at 220 V / rated value	A	1
Operating current / at DC-13		
• at 24 V / rated value	A	10
• at 60 V / rated value	A	2
• at 110 V / rated value	A	1
• at 220 V / rated value	A	0.3

Short-circuit:

Design of the fuse link

- for short-circuit protection of the auxiliary switch / required
- for short-circuit protection of the main circuit
 - with type of assignment 1 / required
 - at type of coordination 2 / required

fuse gL/gG: 10 A

fuse gL/gG: 35 A

fuse gL/gG: 20 A

Installation/ mounting/ dimensions:

mounting position

with vertical mounting surface +/-180° rotatable, with vertical mounting surface +/- 30° tiltable to the front and back

Mounting type

screw and snap-on mounting onto 35 mm standard mounting rail according to DIN EN 50022

Mounting type / series installation

Yes

Width

mm 45

Height

mm 57.5

Depth

mm 72

Connections/ terminals:

Design of the electrical connection

- for main current circuit
- for auxiliary and control current circuit

screw-type terminals

screw-type terminals

Type of the connectable conductor cross-section

- for main contacts
 - solid
 - finely stranded
 - with conductor end processing
- for AWG conductors / for main contacts
- for auxiliary contacts
 - solid
 - finely stranded

2x (0.5 ... 1.5 mm²), 2x (0.75 ... 2.5 mm²), max. 2x (0.75 ... 4 mm²)

2x (0.5 ... 1.5 mm²), 2x (0.75 ... 2.5 mm²)

2x (20 ... 16), 2x (18 ... 14), 1x 12

2x (0.5 ... 1.5 mm²), 2x (0.75 ... 2.5 mm²), max. 2x (0.75 ... 4 mm²)

- with conductor end processing
- for AWG conductors / for auxiliary contacts

2x (0.5 ... 1.5 mm²), 2x (0.75 ... 2.5 mm²)

2x (20 ... 16), 2x (18 ... 14), 1x 12

Certificates/ approvals:

General Product Approval

**Functional Safety /
Safety of
Machinery**



CCC



CSA



UL



UR

[Type Examination](#)

Declaration of Conformity

Test Certificates



EG-Konf.

[Special Test
Certificate](#)

Shipping Approval



ABS



GL



LRS



RINA



RMRS

other

[Confirmation](#)

[other](#)

[Environmental
Confirmations](#)

Further information:

Information- and Downloadcenter (Catalogs, Brochures,...)

<http://www.siemens.com/industrial-controls/catalogs>

Industry Mall (Online ordering system)

<http://www.siemens.com/industrymall>

Cax online generator

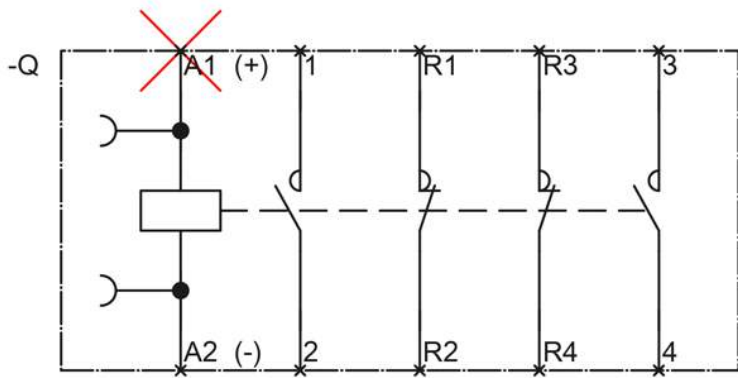
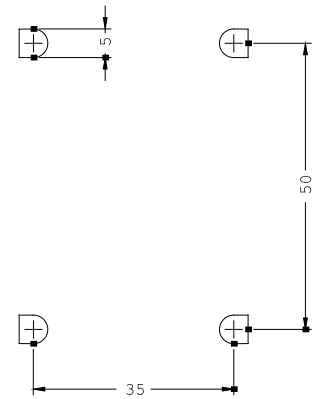
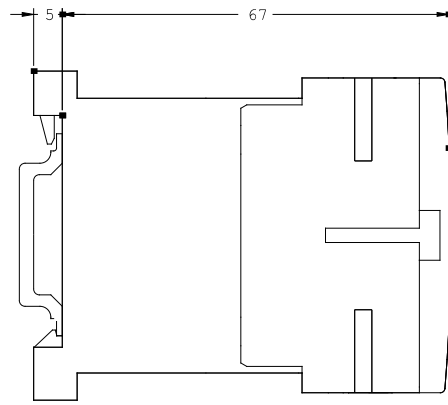
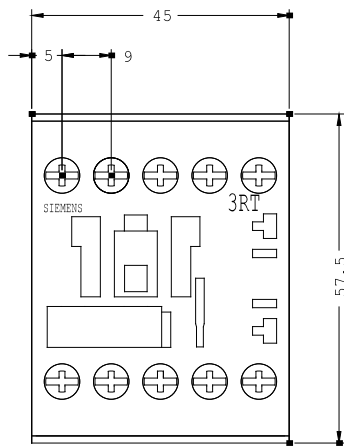
<http://www.siemens.com/cax>

Service&Support (Manuals, Certificates, Characteristics, FAQs,...)

<http://support.automation.siemens.com/WWW/view/en/3RT1517-1BA40/all>

Image database (product images, 2D dimension drawings, 3D models, device circuit diagrams, ...)

http://www.automation.siemens.com/bilddb/cax_en.aspx?mlfb=3RT1517-1BA40



last change:

Jul 28, 2014