



Photoelectric sensors
W4SL-3H, Photoelectric proximity sensor,
Background suppression

WTB4SL-3P7262H



Model Name > [WTB4SL-3P7262H](#)
Part No. > [1058272](#)



Illustration may differ

At a glance

- Precise laser light spot, laser class 1
- Stainless steel housing with hygienic design
- Latest SICK proprietary ASIC and laser technologies for very good background suppression and ambient light immunity
- ECOLAB certified, tested to IP66, IP67, IP68 and IP69K enclosure rating
- State-of-the-art connections through 100 % sealed electronics
- Patented teach-in pushbutton consisting of a stainless steel membrane welded into the housing

Your benefits

- Precise laser light spot for highly accurate switching behavior
- Washable stainless steel housing reduces bacterial contamination
- Innovative hygienic design with sealed connections and unique patented membrane teach-in pushbutton
- High level of system reliability and minimal operating costs even when aggressive cleaners are used, thanks to high-quality manufacturing and inspection
- High ambient light immunity reduces incorrect switching and ultimately machine downtime, even when modern energy-saving lights are used
- The highest degree of machine design flexibility. Outstanding BGS (background suppression) eliminates the effect of undesired background reflections.



Features

Sensor/detection principle:	Photoelectric proximity sensor, Background suppression
Dimensions (W x H x D):	12.2 mm x 41.8 mm x 17.3 mm
Housing design:	Hygiene ¹⁾
Housing design (light emission):	Rectangular, Slim
Mounting hole:	M3
Sensing range max.:	25 mm ... 300 mm ²⁾
Sensing range:	25 mm ... 300 mm ³⁾
Type of light:	Visible red light
Light source:	Laser ⁴⁾
Laser class:	1 (EN60825-1:2008-05 & IEC 60825-1:2007-03/CDRH 21 CFR 1040.10 & 1040.11)
Wave length:	650 nm
Adjustment:	Single teach-in button
Light spot size (distance):	Ø 0.5 mm (60 mm)

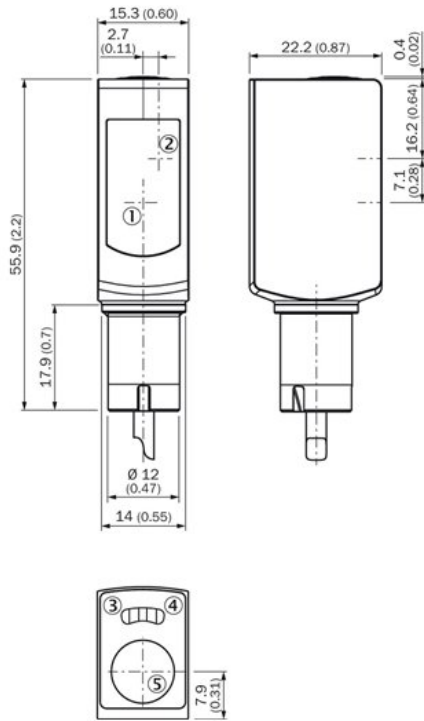
1) The essential difference between a standard/washdown product and a hygiene product is that where the process and contact with the medium (activity in the vicinity of the food) are concerned, the product is designed in accordance with the latest standards and hygiene design guidelines, and materials are selected accordingly ^{2) 3)}
 Object with 90 % reflectance (referred to standard white DIN 5033) ⁴⁾ Average service life 50,000 h at $T_A = +25\text{ °C}$

Mechanics/electronics

Supply voltage:	10 V DC ... 30 V DC ¹⁾
Power consumption:	$\leq 30\text{ mA}$ ²⁾
Output type:	PNP ³⁾
Output function:	Complementary
Switching mode:	Light/dark-switching ⁴⁾
Output current I _{max.} :	$\leq 100\text{ mA}$
Response time:	$\leq 0.5\text{ ms}$ ⁵⁾
Switching frequency:	1,000 Hz ⁶⁾
Connection type:	Cable with connector M8, 4-pin, 150 mm ⁷⁾
Cable material:	PVC
Conductor cross-section:	0.14 mm ²
Circuit protection:::	A, B, C ^{8) 9) 10)}
Protection class:	III
Weight:	100 g
Housing material:	Stainless steel
Optics material:	PMMA
Enclosure rating:	IP 66, IP 67, IP 68, IP 69K ¹¹⁾
Special feature:	D12 adapter shaft
Ambient operating temperature:	-30 °C ... 50 °C
Ambient storage temperature:	-30 °C ... 70 °C
Ambient operating temperature extended:::	-30 °C ... 55 °C ^{12) 13)}
MTTFd:	424 a (EN ISO 13849-1) ¹⁴⁾

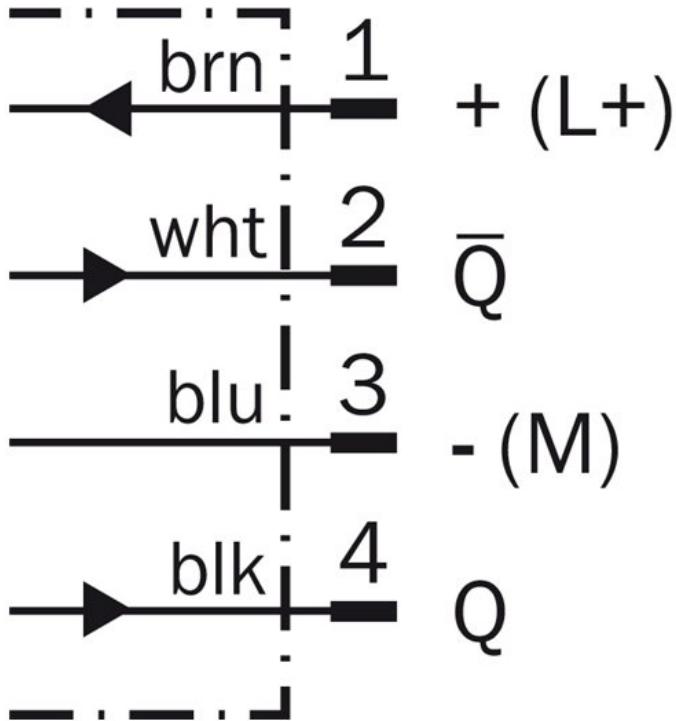
¹⁾ Limit values, operation in short-circuit protected network max. 8 A ²⁾ Without load ^{3) 4)} Q = light-switching ⁵⁾ Signal transit time with resistive load ⁶⁾ With light/dark ratio 1:1 ⁷⁾ Do not bend below 0 °C ⁸⁾ A = V_S connections reverse-polarity protected ⁹⁾ B = inputs and output reverse-polarity protected ¹⁰⁾ C = interference suppression ¹¹⁾ Only in case of correctly mounted IP 69K connecting cable ¹²⁾ As of $T_a = 50\text{ °C}$, a max. supply voltage $V_{\text{max.}} = 24\text{ V}$ and a max. load current $I_{\text{max.}} = 50\text{ mA}$ is permitted ¹³⁾ Using the sensor below $T_a = -10\text{ °C}$ is possible, if the sensor is turned on at $T_a > -10\text{ °C}$, then the environment cools down and the sensor is not disconnected from the supply voltage during the whole time. It is not allowed to turn on the sensor below $T_a = -10\text{ °C}$ ¹⁴⁾ Mode of calculation: Parts-Count-calculation

Dimensional drawing

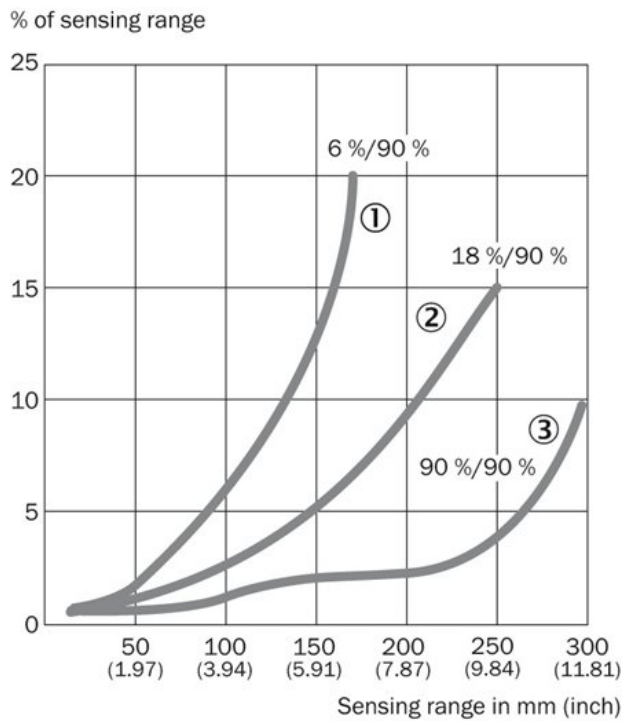


- [1] Center of optical axis, sender
- [2] Center of optical axis, receiver
- [3] Status indicator LED,
yellow: Status of received light beam
- [4] Status indicator LED green: power on
- [5] single teach-in button

Connection diagram



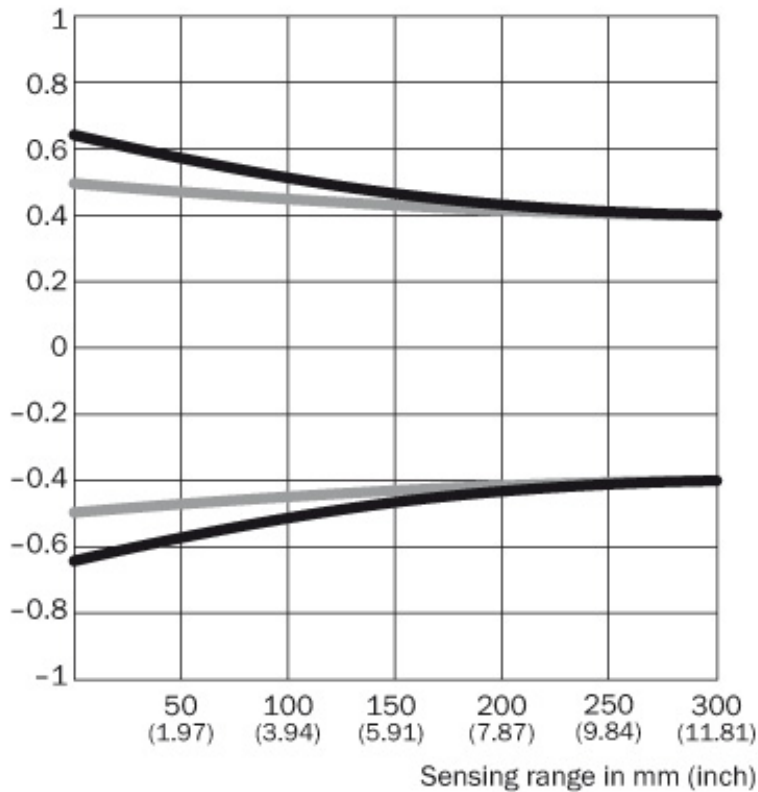
Characteristic curve



- [1] Sensing range on black, 6 % remission
- [2] Sensing range on grey, 18 % remission
- [3] Sensing range on white, 90 % remission

Light spot size

Radius in mm (inch)

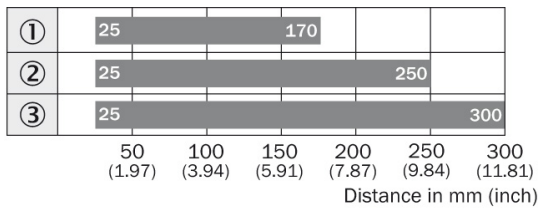


Dimensions in mm (inch)

Sensing range	Vertical	Horizontal
50 mm (1.97)	1.2 (0.05)	1.0 (0.04)
100 mm (3.94)	1.1 (0.04)	1.0 (0.04)
200 mm (7.87)	0.9 (0.04)	0.9 (0.04)
300 mm (11.81)	0.8 (0.03)	0.8 (0.03)

Vertical
 Horizontal

Sensing range diagram



■ Sensing range typ. max.

- ① Sensing range on black, 6 % remission
- ② Sensing range on gray, 18 % remission
- ③ Sensing range on white, 90 % remission

Australia

Phone +61 3 9457 0600
1800 334 802 – tollfree
E-Mail sales@sick.com.au

Belgium/Luxembourg

Phone +32 (0)2 466 55 66
E-Mail info@sick.be

Brasil

Phone +55 11 3215-4900
E-Mail sac@sick.com.br

Canada

Phone +1 905 771 14 44
E-Mail information@sick.com

Ceská Republika

Phone +420 2 57 91 18 50
E-Mail sick@sick.cz

China

Phone +86 4000 121 000
E-Mail info.china@sick.net.cn
Phone +852-2153 6300
E-Mail ghk@sick.com.hk

Danmark

Phone +45 45 82 64 00
E-Mail sick@sick.dk

Deutschland

Phone +49 211 5301-301
E-Mail kundenservice@sick.de

España

Phone +34 93 480 31 00
E-Mail info@sick.es

France

Phone +33 1 64 62 35 00
E-Mail info@sick.fr

Great Britain

Phone +44 (0)1727 831121
E-Mail info@sick.co.uk

India

Phone +91-22-4033 8333
E-Mail info@sick-india.com

Israel

Phone +972-4-6801000
E-Mail info@sick-sensors.com

Italia

Phone +39 02 27 43 41
E-Mail info@sick.it

Japan

Phone +81 (0)3 3358 1341
E-Mail support@sick.jp

Magyarország

Phone +36 1 371 2680
E-Mail office@sick.hu

Nederlands

Phone +31 (0)30 229 25 44
E-Mail info@sick.nl

Norge

Phone +47 67 81 50 00
E-Mail austefjord@sick.no

Österreich

Phone +43 (0)22 36 62 28 8-0
E-Mail office@sick.at

Polska

Phone +48 22 837 40 50
E-Mail info@sick.pl

România

Phone +40 356 171 120
E-Mail office@sick.ro

Russia

Phone +7-495-775-05-30
E-Mail info@sick.ru

Schweiz

Phone +41 41 619 29 39
E-Mail contact@sick.ch

Singapore

Phone +65 6744 3732
E-Mail admin@sicksgp.com.sg

Slovenija

Phone +386 (0)1-47 69 990
E-Mail office@sick.si

South Africa

Phone +27 11 472 3733
E-Mail info@sickautomation.co.za

South Korea

Phone +82 2 786 6321/4
E-Mail info@sickkorea.net

Suomi

Phone +358-9-25 15 800
E-Mail sick@sick.fi

Sverige

Phone +46 10 110 10 00
E-Mail info@sick.se

Taiwan

Phone +886-2-2375-6288
E-Mail sales@sick.com.tw

Türkiye

Phone +90 (216) 528 50 00
E-Mail info@sick.com.tr

United Arab Emirates

Phone +971 (0) 4 8865 878
E-Mail info@sick.ae

USA/México

Phone +1(952) 941-6780
1 800-325-7425 – tollfree
E-Mail info@sickusa.com

More representatives and agencies
at www.sick.com