

CONTACTOR, AC-3, 7.5KW/400V, 1NO,  
AC 100V 50HZ, 100...110V 60HZ 3-POLE,  
SZ S00 RING CABLE LUG CONNECTION

#### General technical data:

<b>product brand name</b>		SIRIUS
<b>Size of the contactor</b>		S00
<b>Product extension / auxiliary switch</b>		Yes
<b>Product extension / function module for communication</b>		No
<b>Protection class IP / on the front</b>		IP20
<b>Protection against electrical shock</b>		finger-safe
<b>Degree of pollution</b>		3
<b>Installation altitude / at a height over sea level / maximum</b>	m	2,000
<b>Ambient temperature</b>		
• during storage	°C	-55 ... +80
• during operating	°C	-25 ... +60
<b>Shock resistance</b>		
• at rectangular impulse		
• at AC		7,3g / 5 ms, 4,7g / 10 ms
• at sine pulse		
• at AC		11,4g / 5 ms, 7,3g / 10 ms
<b>Impulse voltage resistance / rated value</b>	kV	6
<b>Insulation voltage / rated value</b>	V	690

<b>Maximum permissible voltage for protective separation / between coil and main contacts / in accordance with EN 60947-1</b>	V	400
<b>Mechanical operating cycles as operating time</b>		
• of the contactor / typical		30,000,000
• of the contactor with added auxiliary switch block / typical		10,000,000
• of the contactor with added electronics-compatible auxiliary switch block / typical		5,000,000
<b>Main circuit:</b>		
<b>Number of NC contacts / for main contacts</b>		0
<b>Number of NO contacts / for main contacts</b>		3
<b>Operating current / at AC-1 / at 400 V</b>		
• at 40 °C ambient temperature / rated value	A	22
• at 60 °C ambient temperature / rated value	A	20
<b>Connectable conductor cross-section / in main circuit</b>		
• at AC-1		
• at 40 °C / minimum permissible	m <sup>2</sup>	4
• at 60 °C / minimum permissible	m <sup>2</sup>	2.5
<b>Operational current</b>		
• at AC-2 / at 400 V / rated value	A	16
• at AC-3		
• at 400 V / rated value	A	16
• at 500 V / rated value	A	12.4
• at 690 V / rated value	A	8.9
• at AC-4 / at 400 V / rated value	A	11.5
<b>Operational current</b>		
• with 1 current path / at DC-1		
• at 24 V / rated value	A	20
• at 110 V / rated value	A	2.1
• at 220 V / rated value	A	0.8
• at 440 V / rated value	A	0.6
• at 600 V / rated value	A	0.6
• with 2 current paths in series / at DC-1		
• at 24 V / rated value	A	20
• at 110 V / rated value	A	12
• at 220 V / rated value	A	1.6
• at 440 V / rated value	A	0.8
• at 600 V / rated value	A	0.7
• with 3 current paths in series / at DC-1		
• at 24 V / rated value	A	20
• at 110 V / rated value	A	20

• at 220 V / rated value	A	20
• at 440 V / rated value	A	1.3
• at 600 V / rated value	A	1
<b>Operational current</b>		
• with 1 current path / at DC-3 / at DC-5		
• at 24 V / rated value	A	20
• at 110 V / rated value	A	0.1
• with 2 current paths in series / at DC-3 / at DC-5		
• at 24 V / rated value	A	20
• at 110 V / rated value	A	0.35
• with 3 current paths in series / at DC-3 / at DC-5		
• at 24 V / rated value	A	20
• at 110 V / rated value	A	20
• at 220 V / rated value	A	1.5
• at 440 V / rated value	A	0.2
• at 600 V / rated value	A	0.2
<b>Service power</b>		
• at AC-1		
• at 230 V / rated value	kW	7.5
• at 400 V / rated value	kW	13
• at 500 V / rated value	kW	17
• at 690 V / rated value	kW	22
• at AC-2 / at 400 V / rated value	kW	7.5
• at AC-3		
• at 230 V / rated value	kW	4
• at 400 V / rated value	kW	7.5
• at 690 V / rated value	kW	7.5
• at AC-4 / at 400 V / rated value	kW	5.5
<b>Active power loss / at AC-3 / at 400 V / with rated operational current value / per conductor</b>	W	2.2
<b>Off-load operating frequency</b>		
• at AC	1/h	10,000
• at DC	1/h	10,000
<b>Frequency of operation</b>		
• at AC-1 / according to IEC 60947-6-2	1/h	1,000
• at AC-2 / according to IEC 60947-6-2	1/h	750
• at AC-3 / according to IEC 60947-6-2	1/h	750
• at AC-4 / according to IEC 60947-6-2	1/h	250

#### Control circuit:

<b>Type of voltage / of the controlled supply voltage</b>		AC
<b>Control supply voltage</b>		
• at 50 Hz / at AC / rated value	V	100
• at 60 Hz / at AC / rated value	V	110
<b>operating range factor control supply voltage rated value / of the magnet coil</b>		
• at 50 Hz / for AC		0.8 ... 1.1
• at 60 Hz / for AC		0.85 ... 1.1
<b>Apparent pull-in power / of the solenoid / for AC</b>	V·A	43
<b>Apparent holding power / of the solenoid / for AC</b>	V·A	6.5
<b>Inductive power factor</b>		
• with the pull-in power of the coil		0.8
• with the pull-in power of the coil		0.25
<b>Closing delay</b>		
• at AC	ms	8 ... 33
<b>Opening delay</b>		
• at AC	ms	4 ... 15
<b>Arcing time</b>	ms	10 ... 15
<b>Residual current / of electronics / for control with signal &lt;0&gt;</b>		
• at 230 V / with AC / maximum permissible	mA	4
• at 24 V / with DC / maximum permissible	mA	10

#### Auxiliary circuit:

<b>Contact reliability / of the auxiliary contacts</b>		1 faulty switching per 100 million (17 V, 1 mA)
<b>Number of NC contacts / for auxiliary contacts / instantaneous switching</b>		0
<b>Number of NO contacts / for auxiliary contacts / instantaneous switching</b>		1
<b>Operating current / of the auxiliary contacts</b>		
• [nicht versorgt: PMD_ABP551_001_000]		
•	A	2
• at 690 V	A	1

#### UL/CSA ratings:

<b>yielded mechanical performance (hp)</b>		
• for single-phase squirrel cage motors		
• at 110/120 V / rated value	hp	1
• at 230 V / rated value	hp	2
• for three-phase squirrel cage motors		
• at 200/208 V / rated value	hp	3
• at 220/230 V / rated value	hp	5

<ul style="list-style-type: none"> <li>• at 460/480 V / rated value</li> </ul>	hp	10
<ul style="list-style-type: none"> <li>• at 575/600 V / rated value</li> </ul>	hp	10
<b>Operating current (FLA) / for three-phase squirrel cage motors</b>		
<ul style="list-style-type: none"> <li>• at 480 V / rated value</li> </ul>	A	14
<ul style="list-style-type: none"> <li>• at 600 V / rated value</li> </ul>	A	11
<b>Contact rating designation / for auxiliary contacts / according to UL</b>		A600 / Q600

#### Short-circuit:

##### Design of the fuse link

- for short-circuit protection of the auxiliary switch / required
- for short-circuit protection of the main circuit
  - with type of assignment 1 / required
- at type of coordination 2 / required

fuse gL/gG: 10 A

gL/gG LV HRC 3NA, DIAZED 5SB, NEOZED 5SE: 35 A

gL/gG LV HRC 3NA, DIAZED 5SB, NEOZED 5SE: 20A

#### Installation/mounting/dimensions:

<b>mounting position</b>		+/-180° rotation possible on vertical mounting surface; can be tilted forward and backward by +/- 22.5° on vertical mounting surface
<b>Type of mounting</b>		screw and snap-on mounting onto 35 mm standard mounting rail according to DIN EN 50022
<b>Type of fixing/fixation / series installation</b>		Yes
<b>Width</b>	mm	45
<b>Height</b>	mm	57.5
<b>Depth</b>	mm	73
<b>Distance, to be maintained, to the ranks assembly / sideways</b>	mm	0

#### Connections:

##### Design of the electrical connection

- for main current circuit
- for auxiliary and control current circuit

ring cable connection

ring cable connection

#### Sicherheitsrelevante Kenngrößen:

<b>B10 value / with high demand rate</b>		1,000,000
<ul style="list-style-type: none"> <li>• according to SN 31920</li> </ul>		
<b>T1 value / for proof test interval or service life</b>		
<ul style="list-style-type: none"> <li>• according to IEC 61508</li> </ul>	a	20
<b>Proportion of dangerous failures</b>		
<ul style="list-style-type: none"> <li>• with low demand rate / according to SN 31920</li> </ul>	%	40
<ul style="list-style-type: none"> <li>• with high demand rate / according to SN 31920</li> </ul>	%	73
<b>Failure rate (FIT value) / with low demand rate</b>		

- according to SN 31920

FIT 100

**Product function**

- mirror contact to IEC 60947-4-1
  - comment
- positively driven operation to IEC 60947-5-1

Yes  
with 3RH29  
No

**Certificates/approvals:**

**General Product Approval**

**Functional Safety /  
Safety of  
Machinery**

**Declaration of  
Conformity**



CCC



CSA



GOST



UL

[Type Examination](#)



EG-Konf.

**Test Certificates**

[Special Test  
Certificate](#)

**Shipping Approval**



ABS



BUREAU  
VERITAS



DNV



GL



LRS



PRS

**Shipping Approval**

**other**



RINA



RMRS

[Confirmation](#)



VDE

**Further information:**

**Information- and Downloadcenter (Catalogs, Brochures,...)**

<http://www.siemens.com/industrial-controls/catalogs>

**Industry Mall (Online ordering system)**

<http://www.siemens.com/industrial-controls/mall>

**Cax online generator**

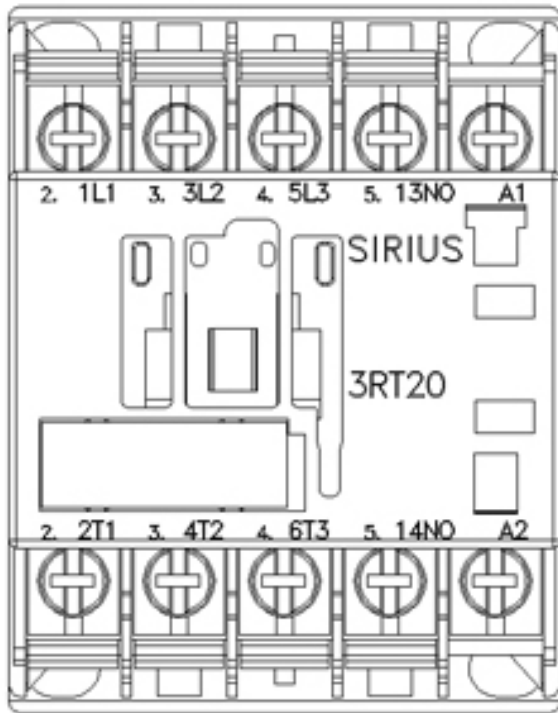
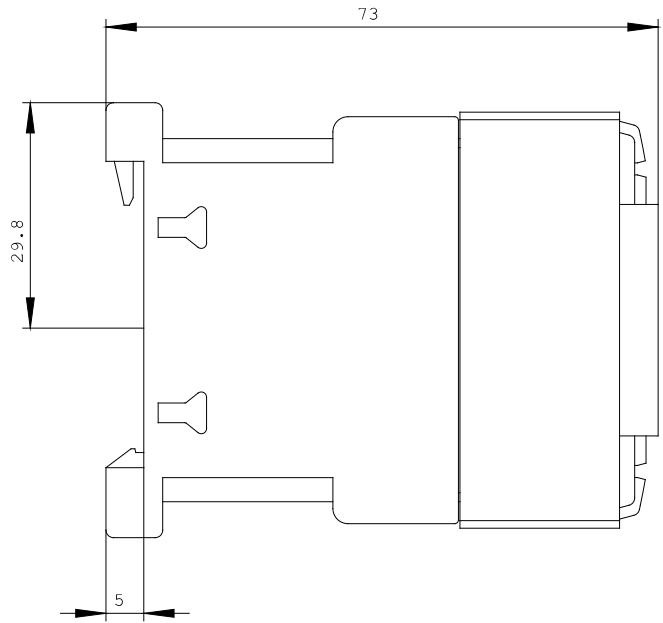
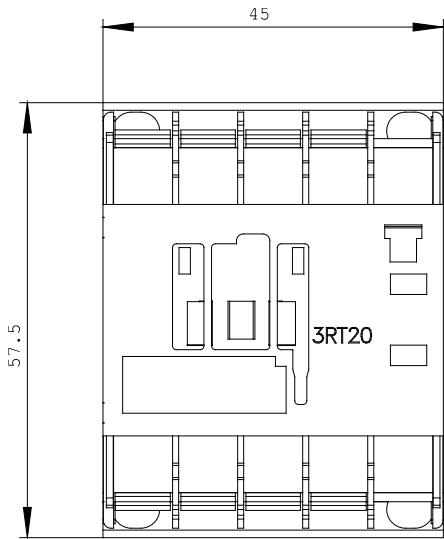
<http://www.siemens.com/cax>

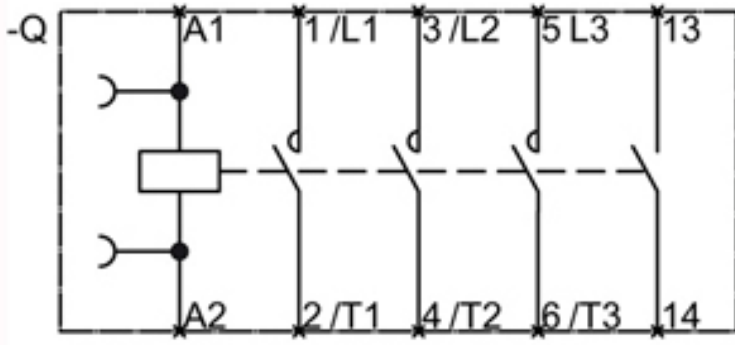
**Service&Support (Manuals, Certificates, Characteristics, FAQs,...)**

<http://support.automation.siemens.com/WW/view/en/3RT2018-4AG61/all>

**Image database (product images, 2D dimension drawings, 3D models, device circuit diagrams, ...)**

[http://www.automation.siemens.com/bilddb/cax\\_en.aspx?mlfb=3RT2018-4AG61](http://www.automation.siemens.com/bilddb/cax_en.aspx?mlfb=3RT2018-4AG61)





last change:

Feb 15, 2013