



4NO CONTACTOR, AC1: 40A DC 110V 4-POLE,
4NO, SZ: S0,
SPRING-LOADED TERMINAL 1NO+1NC INTEGR.

General technical data:

product brand name		SIRIUS
Size of the contactor		S0
Product extension		
• auxiliary switch		Yes
• function module for communication		No
Protection class IP / on the front		IP20
Protection against electrical shock		finger-safe
Degree of pollution		3
Installation altitude / at a height over sea level / maximum	m	2,000
Ambient temperature		
• during storage	°C	-55 ... +80
• during operating	°C	-25 ... +60
Shock resistance		
• at rectangular impulse		
• at DC		10g / 5 ms, 7,5g / 10 ms
• at sine pulse		
• at DC		15g / 5 ms, 10g / 10 ms
Impulse voltage resistance / rated value	kV	6
Insulation voltage / rated value	V	690

Maximum permissible voltage for protective separation / between coil and main contacts / in accordance with EN 60947-1	V	400
Mechanical operating cycles as operating time		
• of the contactor / typical		10,000,000
• of the contactor with added auxiliary switch block / typical		10,000,000
• of the contactor with added electronics-compatible auxiliary switch block / typical		5,000,000
Main circuit:		
Number of NC contacts / for main contacts		0
Number of NO contacts / for main contacts		4
Connectable conductor cross-section / in main circuit		
• at AC-1		
• at 40 °C / minimum permissible	mm ²	10
• at 60 °C / minimum permissible	mm ²	10
Operating current		
• at AC-1 / up to 690 V		
• at 40 °C ambient temperature / rated value	A	40
• at 60 °C ambient temperature / rated value	A	35
• at AC-2 / at 400 V / rated value	A	17
• at AC-3		
• at 400 V / rated value	A	15.5
• at AC-4 / at 400 V / rated value	A	15.5
Operating current		
• with 1 current path / at DC-1		
• at 24 V / rated value	A	35
• at 110 V / rated value	A	4.5
• at 220 V / rated value	A	1
• at 440 V / rated value	A	0.4
• with 2 current paths in series / at DC-1		
• at 24 V / rated value	A	35
• at 110 V / rated value	A	35
• at 220 V / rated value	A	1
• at 440 V / rated value	A	1
• with 3 current paths in series / at DC-1		
• at 24 V / rated value	A	35
• at 110 V / rated value	A	35
• at 220 V / rated value	A	35
• at 440 V / rated value	A	2.9
Operating current		
• with 1 current path / at DC-3 / at DC-5		

<ul style="list-style-type: none"> • at 24 V / rated value 	A	20
<ul style="list-style-type: none"> • at 110 V / rated value 	A	2.5
<ul style="list-style-type: none"> • at 220 V / rated value 	A	1
<ul style="list-style-type: none"> • at 440 V / rated value 	A	0.09
<ul style="list-style-type: none"> • with 2 current paths in series / at DC-3 / at DC-5 		
<ul style="list-style-type: none"> • at 24 V / rated value 	A	35
<ul style="list-style-type: none"> • at 110 V / rated value 	A	15
<ul style="list-style-type: none"> • at 220 V / rated value 	A	3
<ul style="list-style-type: none"> • at 440 V / rated value 	A	0.27
<ul style="list-style-type: none"> • with 3 current paths in series / at DC-3 / at DC-5 		
<ul style="list-style-type: none"> • at 24 V / rated value 	A	35
<ul style="list-style-type: none"> • at 110 V / rated value 	A	35
<ul style="list-style-type: none"> • at 220 V / rated value 	A	10
<ul style="list-style-type: none"> • at 440 V / rated value 	A	0.6
Operating performance		
<ul style="list-style-type: none"> • at AC-1 / at 230 V / rated value 	kW	23
<ul style="list-style-type: none"> • at AC-1 / at 400 V / rated value 	kW	23
<ul style="list-style-type: none"> • at AC-2 		
<ul style="list-style-type: none"> • at 400 V / rated value 	kW	9
<ul style="list-style-type: none"> • at AC-3 		
<ul style="list-style-type: none"> • at 230 V / rated value 	kW	4
<ul style="list-style-type: none"> • at 400 V / rated value 	kW	7.5
<ul style="list-style-type: none"> • at AC-4 		
<ul style="list-style-type: none"> • at 400 V / rated value 	kW	7.5
Thermal short-time current / restricted to 10 s		
	A	200
Active power loss / at AC-3 / at 400 V / with rated Operating current value / per conductor		
	W	1.6
Off-load operating frequency		
<ul style="list-style-type: none"> • at DC 	1/h	1,500
Frequency of operation		
<ul style="list-style-type: none"> • with AC-1 / maximum 	1/h	1,000
<ul style="list-style-type: none"> • with AC-2 / maximum 	1/h	750
<ul style="list-style-type: none"> • with AC-3 / maximum 	1/h	750
<ul style="list-style-type: none"> • with AC-4 / maximum 	1/h	250
Control circuit/ Control:		
Voltage type / of control feed voltage		DC
Control supply voltage		
<ul style="list-style-type: none"> • for DC / rated value 	V	110
Operating range factor control supply voltage rated value / of the magnet coil		

• for DC		0.8 ... 1.1
Pull-in power / of the solenoid / for DC	W	5.9
Holding power / of the solenoid / for DC	W	5.9
Closing delay		
• at DC	ms	50 ... 170
Opening delay		
• at DC	ms	15 ... 17.5
Arcing time	ms	10 ... 10

Auxiliary circuit:

Contact reliability / of the auxiliary contacts		1 faulty switching per 100 million (17 V, 1 mA)
Number of NC contacts / for auxiliary contacts / instantaneous switching		1
Number of NO contacts / for auxiliary contacts / instantaneous switching		1
Operating current		
• at AC-12 / maximum	A	10
• at AC-15		
• at 230 V / rated value	A	10
• at 400 V / rated value	A	3
• at 500 V / rated value	A	2
• at 690 V / rated value	A	1
Operating current / at DC-12		
• at 24 V / rated value	A	10
• at 48 V / rated value	A	6
• at 60 V / rated value	A	6
• at 110 V / rated value	A	3
• at 125 V / rated value	A	2
• at 220 V / rated value	A	1
• at 440 V / rated value	A	0.3
• at 600 V / rated value	A	0.15
Operating current / at DC-13		
• at 24 V / rated value	A	10
• at 48 V / rated value	A	2
• at 60 V / rated value	A	2
• at 110 V / rated value	A	1
• at 125 V / rated value	A	0.9
• at 220 V / rated value	A	0.3
• at 440 V / rated value	A	0.14
• at 600 V / rated value	A	0.1

UL/CSA ratings:**yielded mechanical performance [hp]**

- for single-phase squirrel cage motors
 - at 110/120 V / rated value
 - at 230 V / rated value
- for three-phase squirrel cage motors
 - at 200/208 V / rated value
 - at 220/230 V / rated value
 - at 460/480 V / rated value
 - at 575/600 V / rated value

hp	1
hp	3
hp	3
hp	5
hp	10
hp	15

Full-load current (FLA) / for 3-phase motor

- at 480 V / rated value
- at 600 V / rated value

A	14
A	17

Contact rating designation / for auxiliary contacts / according to UL

A600 / Q600

Short-circuit:**Design of the fuse link**

- for short-circuit protection of the auxiliary switch / required
- for short-circuit protection of the main circuit
 - with type of assignment 1 / required
 - at type of coordination 2 / required

fuse gL/gG: 10 A

gL/gG LV HRC 3NA, DIAZED 5SB, NEOZED 5SE: 63 A

gL/gG LV HRC 3NA, DIAZED 5SB, NEOZED 5SE: 25A

Installation/ mounting/ dimensions:**mounting position**

+/-180° rotation possible on vertical mounting surface; can be tilted forward and backward by +/- 22.5° on vertical mounting surface

Mounting type

screw and snap-on mounting onto 35 mm standard mounting rail according to DIN EN 50022

Mounting type / series installation

Yes

Width

mm 61

Height

mm 85

Depth

mm 107

Distance, to be maintained, to the ranks assembly / sideways

mm 0

Connections/ terminals:**Design of the electrical connection**

- for main current circuit
- for auxiliary and control current circuit
- for main contacts / finely stranded / with conductor end processing

spring-loaded terminals

spring-loaded terminals

2x (1 ... 6 mm²)

- for main contacts / finely stranded / without conductor final cutting
- for AWG conductors / for main contacts
- for auxiliary contacts / finely stranded / with conductor end processing
- for auxiliary contacts / finely stranded / without conductor final cutting
- for AWG conductors / for auxiliary contacts

2x (1 ... 6 mm²)
 2x (18 ... 8)
 2x (0.5 ... 1.5 mm²)
 2x (0.5 ... 2.5 mm²)
 2x (20 ... 14)

Safety related data:

B10 value / with high demand rate

- according to SN 31920

1,000,000

T1 value / for proof test interval or service life

- according to IEC 61508

a 20

Proportion of dangerous failures

- with low demand rate / according to SN 31920
- with high demand rate / according to SN 31920

% 40
 % 73

Failure rate [FIT] / with low demand rate

- according to SN 31920

FIT 100

Product function

- mirror contact to IEC 60947-4-1
- positively driven operation to IEC 60947-5-1

Yes
 No

Certificates/ approvals:

General Product Approval

EMC

Functional Safety / Safety of Machinery



[Type Examination](#)

Declaration of Conformity

Test Certificates



[Special Test Certificate](#)

[Type Test Certificates/Test Report](#)

Shipping Approval



Shipping Approval

other



[Confirmation](#)



[Environmental Confirmations](#)

Further information:

Information- and Downloadcenter (Catalogs, Brochures,...)

<http://www.siemens.com/industrial-controls/catalogs>

Industry Mall (Online ordering system)

<http://mall.industry.siemens.com/>

Cax online generator

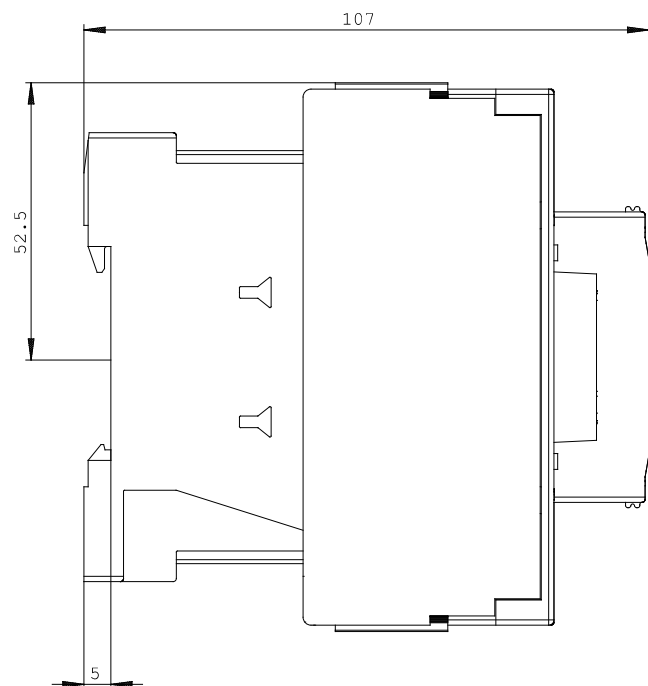
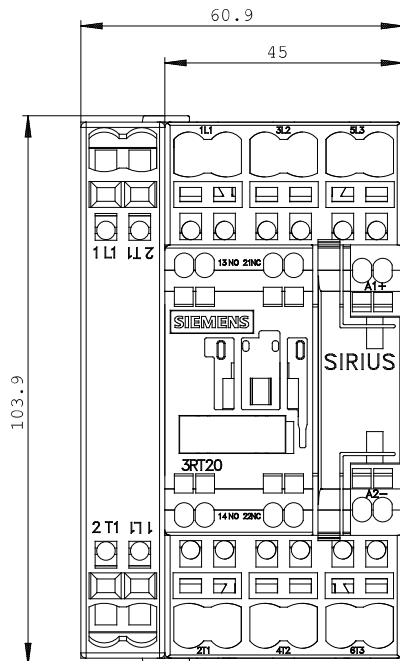
<http://www.siemens.com/cax>

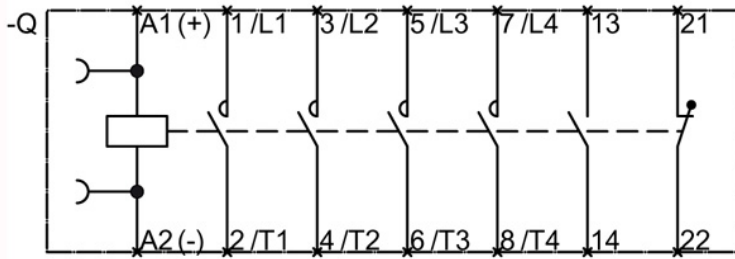
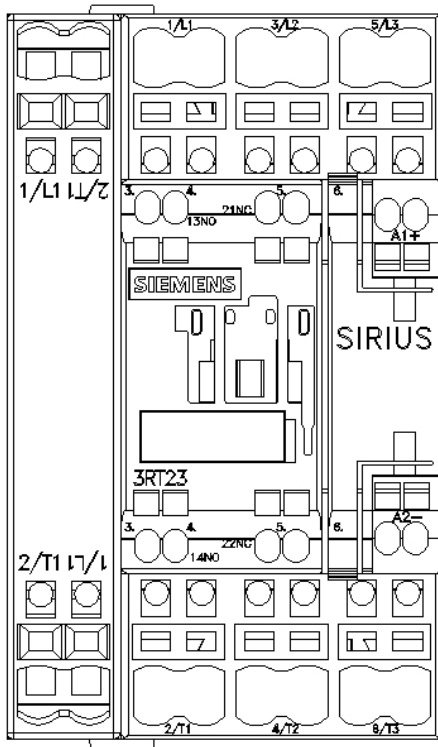
Service&Support (Manuals, Certificates, Characteristics, FAQs,...)

<http://support.automation.siemens.com/WW/view/en/3RT2326-2BF40/all>

Image database (product images, 2D dimension drawings, 3D models, device circuit diagrams, ...)

http://www.automation.siemens.com/bilddb/cax_en.aspx?mlfb=3RT2326-2BF40





last change:

Aug 4, 2014