



OVERLOAD RELAY, 0.7...1 A, 1NO+1NC,  
SIZE S00, CLASS 10,  
FOR INDIVID. MOUNTING

General technical data:		
product brand name		SIRIUS
Product designation		thermal overload relay
Size of overload relay		S00
Number of poles / for main current circuit		3
Product function / removable terminal for auxiliary and control circuit		No
Impulse voltage resistance / rated value	kV	6
Protection class IP / on the front		IP20
Protection against electrical shock		finger-safe
Installation altitude / at a height over sea level / maximum	m	2,000
Resistance against shock		8g / 10 ms
Ambient temperature		
• during transport	°C	-55 ... +80
• during storage	°C	-55 ... +80
• during operating	°C	-20 ... +70
Relative humidity / during operating phase / maximum	%	100
Type of protection		DMT 98 ATEX G 001
Active power loss / total / typical	W	6.6
Size of the contactor / can be combined / company-specific		S00

**Main circuit:**

<b>Operating current / of the fuse link / rated value</b>	A	4
<b>Service power / at AC-3</b> • at 400 V	kW	0.25
<b>Type of assignment</b>		2

**Auxiliary circuit:**

<b>Number of NC contacts / for auxiliary contacts</b>		1
<b>Number of NO contacts / for auxiliary contacts</b>		1
<b>Number of changeover contacts / for auxiliary contacts</b>		0
<b>Design of the fuse link / for short-circuit protection of the auxiliary switch / required</b>		fuse gL/gG: 6 A, quick: 10 A
<b>Operating current / of the auxiliary contacts / at AC-15</b> • at 24 V • at 110 V • at 120 V • at 125 V • at 230 V • at 400 V	A A A A A A	3 3 3 3 2 1
<b>Operating current / of the auxiliary contacts / at DC-13</b> • at 24 V • at 110 V • at 125 V • at 220 V	A A A A	1 0.22 0.22 0.11

**Protection function:**

<b>Trip class</b>		CLASS 10
<b>Adjustable response current</b> • of the current-dependent overload release	A	0.7 ... 1

**Installation/mounting/dimensions:**





<b>Mounting type</b>		stand-alone installation
<b>mounting position</b>		with vertical mounting surface +/-135° rotatable, with vertical mounting surface +/- 45° tiltable to the front and back
<b>Depth</b>	mm	78
<b>Height</b>	mm	87
<b>Width</b>	mm	45

**Connections:**

<b>Design of the electrical connection</b> • for main current circuit		screw-type terminals
--	--	----------------------

<ul style="list-style-type: none"> <li>• for auxiliary and control current circuit</li> </ul>	screw-type terminals
<b>Type of the connectable conductor cross-section</b> <ul style="list-style-type: none"> <li>• for main contacts <ul style="list-style-type: none"> <li>• solid</li> <li>• finely stranded <ul style="list-style-type: none"> <li>• with conductor end processing</li> </ul> </li> </ul> </li> <li>• for AWG conductors / for main contacts</li> <li>• for auxiliary contacts <ul style="list-style-type: none"> <li>• solid</li> <li>• finely stranded <ul style="list-style-type: none"> <li>• with conductor end processing</li> </ul> </li> </ul> </li> <li>• for AWG conductors / for auxiliary contacts</li> </ul>	1x (0.5 ... 1.5 mm <sup>2</sup> ), 1x (0.75 ... 2.5 mm <sup>2</sup> ), 1x 4 mm <sup>2</sup> max.  1x (0.5 ... 1.5 mm <sup>2</sup> ), 1x (0.75 ... 2.5 mm <sup>2</sup> )  1x (20 ... 16), 1x (18 ... 14), 1x 12  2x (0.5 ... 1.5 mm <sup>2</sup> ), 2x (0.75 ... 2.5 mm <sup>2</sup> )  2x (0.5 ... 1.5 mm <sup>2</sup> ), 2x (0.75 ... 2.5 mm <sup>2</sup> )  2x (20 ... 16), 2x (18 ... 14)

**Certificates/approvals:**



General Product Approval	For use in hazardous locations	Declaration of Conformity
 CCC  CSA  EAC  UL  ATEX  EG-Konf.		

**Test Certificates**

<a href="#">Special Test Certificate</a>	<a href="#">Type Test Certificates/Test Report</a>
--	--

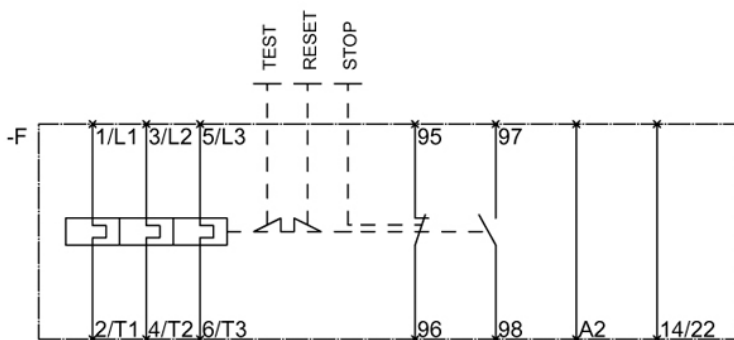
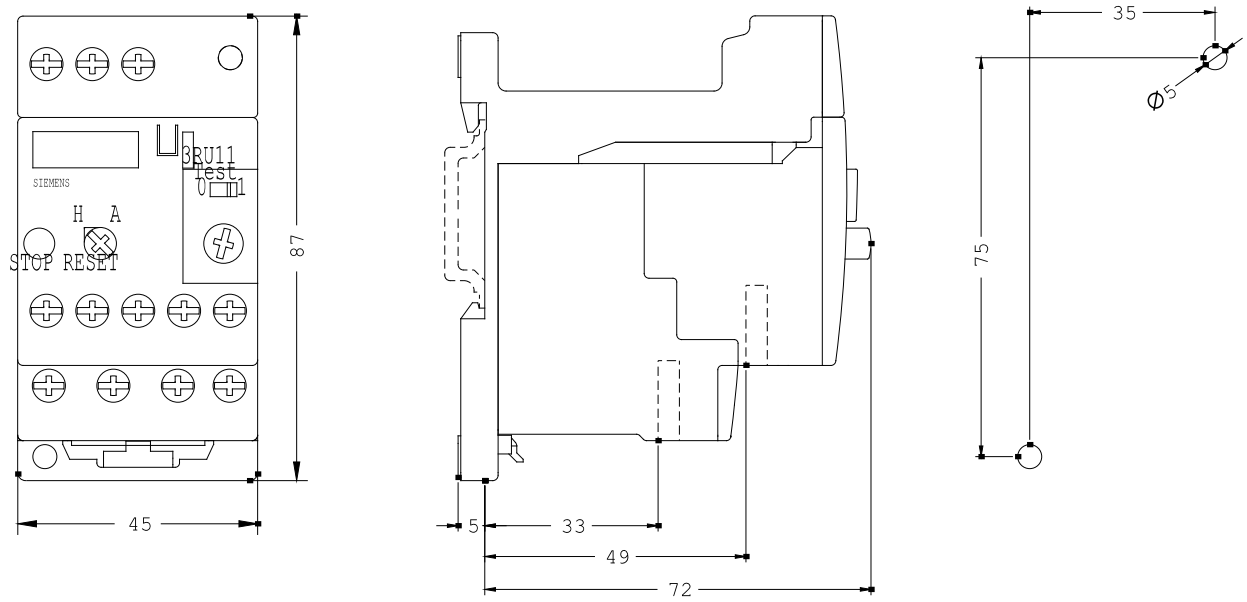
**Shipping Approval**

 ABS  BUREAU VERITAS  DNV  GL  Lloyd's Register  PRS
--

Shipping Approval	other
 RINA  RMRS	<a href="#">other</a> <a href="#">Environmental Confirmations</a>

**Further information:**

- Information- and Downloadcenter (Catalogs, Brochures,...)**  
<http://www.siemens.com/industrial-controls/catalogs>
- Industry Mall (Online ordering system)**  
<http://www.siemens.com/industrial-controls/mall>
- Cax online generator:**  
<http://www.siemens.com/cax>
- Service&Support (Manuals, Certificates, Characteristics, FAQs,...)**  
<http://support.automation.siemens.com/WW/view/en/3RU1116-0JB1/all>



last change:

Mar 17, 2014