



OVERLOAD RELAY 2.8...4.0 A FOR MOTOR PROTECTION SZ S00, CLASS 10, STAND-ALONE INSTALLATION MAIN CIRCUIT: SCREW TERMINAL AUX. CIRCUIT: SCREW TERMINAL MANUAL-AUTOMATIC-RESET

General technical data:		
product brand name		SIRIUS
Product designation		3RU2 thermal overload relay
Size of overload relay		S00
Size of contactor / can be combined / company-specific		S00
Number of poles / for main current circuit		3
Product function / removable terminal for auxiliary and control circuit		No
Product function		
• overload protection		Yes
• Phase failure detection		Yes
• Ground fault detection		No
Product component		
• Auxiliary switch		Yes
• Trip indicator		Yes
Insulation voltage / with degree of pollution 3 / Rated value	V	690
Surge voltage resistance / Rated value	kV	6
Protection class IP		
• of the terminal		IP20
• on the front		IP20

Protection against electrical shock		finger-safe
Installation altitude / at height above sea level / maximum	m	2,000
Shock resistance / acc. to IEC 60068-2-27		8g / 11 ms
Ambient temperature		
• during transport	°C	-55 ... +80
• during storage	°C	-55 ... +80
• during operation	°C	-40 ... +70
Relative humidity		
• during operation	%	0 ... 90
Active power loss / total / typical	W	5.4

Main circuit:

Operating current / Rated value	A	4
Operating voltage / Rated value	V	690
Type of voltage / for main current circuit		AC/DC
Operating frequency		
• Rated value	Hz	50 ... 60
Operating current / at AC-3 / at 400 V / Rated value	A	4
Type of assignment		2

Steuerstromkreis

Type of voltage / for auxiliary and control current circuit		AC/DC
--	--	-------

Auxiliary circuit:

Design of the auxiliary switch		integrated
Number of NC contacts / for auxiliary contacts		1
Number of NO contacts / for auxiliary contacts		1
Number of CO contacts / for auxiliary contacts		0
Operating current / of the auxiliary contacts		
• at AC-15		
• at 24 V	A	3
• at 110 V	A	3
• at 120 V	A	3
• at 125 V	A	3
• at 230 V	A	2
• at 400 V	A	1
• at DC-13		
• at 24 V	A	2
• at 110 V	A	0.22
• at 125 V	A	0.22
• at 220 V	A	0.11

Protective and monitoring functions:		
Design of the overload circuit breaker		thermal
Trip class		CLASS 10
Adjustable response value current		
<ul style="list-style-type: none"> • of the current-dependent overload release 	A	2.8 ... 4
Safety related data:		
Failure rate [FIT] / with low demand rate / acc. to SN 31920	FIT	50
Proportion of dangerous failures / with low demand rate / acc. to SN 31920	%	50
Proportion of dangerous failures / with high demand rate / acc. to SN 31920	%	50
Installation/ mounting/ dimensions:		
Mounting type		stand-alone installation
mounting position		any
Depth	mm	80
Height	mm	89
Width	mm	45
Connections/ terminals:		
Arrangement of electrical connectors / for main current circuit		Top and bottom
Design of the electrical connection		
<ul style="list-style-type: none"> • for main current circuit 		screw-type terminals
<ul style="list-style-type: none"> • for auxiliary and control current circuit 		screw-type terminals
Type of connectable conductor cross-section / for main contacts		
<ul style="list-style-type: none"> • single or multi-stranded 		2x (0,5 ... 1,5 mm ²), 2x (0,75 ... 2,5 mm ²), 2x 4 mm ²
<ul style="list-style-type: none"> • finely stranded 		
<ul style="list-style-type: none"> • with core end processing 		2x (0.5 ... 1.5 mm ²), 2x (0.75 ... 2.5 mm ²)
Type of connectable conductor cross-section / for AWG conductors / for main contacts		2x (20 ... 16), 2x (20 ... 18), 2x 12
Type of connectable conductor cross-section / for auxiliary contacts		
<ul style="list-style-type: none"> • single or multi-stranded 		2x (0,5 ... 1,5 mm ²), 2x (0,75 ... 2,5 mm ²)
<ul style="list-style-type: none"> • finely stranded 		
<ul style="list-style-type: none"> • with core end processing 		2x (0.5 ... 1.5 mm ²), 2x (0.75 ... 2.5 mm ²)
Type of connectable conductor cross-section / for AWG conductors / for auxiliary contacts		2x (20 ... 16), 2x (18 ... 14)
UL/CSA ratings:		
Full-load current (FLA) / for three-phase AC motor		
<ul style="list-style-type: none"> • at 480 V / Rated value 	A	4

• at 600 V / Rated value

A

4

Contact rating / of the auxiliary contacts / acc. to UL

B600 / R300

Certificates/ approvals:

General Product Approval

For use in
hazardous
locations

Declaration of
Conformity



CCC



CSA



UL



ATEX



EG-Konf.

Test Certificates

[Special Test
Certificate](#)

[Type Test
Certificates/Test
Report](#)

Shipping Approval



ABS



BUREAU
VERITAS



DNV



GL



LRS



PRS

Shipping Approval

other



RINA



RMRS

[Environmental
Confirmations](#)

Further information:

Information- and Downloadcenter (Catalogs, Brochures,...)

<http://www.siemens.com/industrial-controls/catalogs>

Industry Mall (Online ordering system)

<http://www.siemens.com/industrymall>

Cax online generator

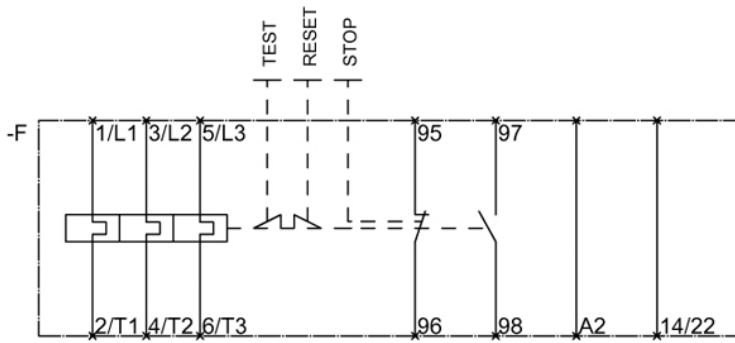
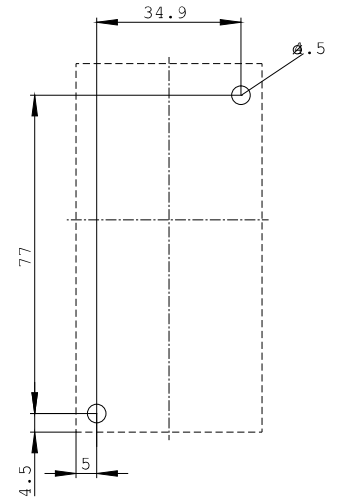
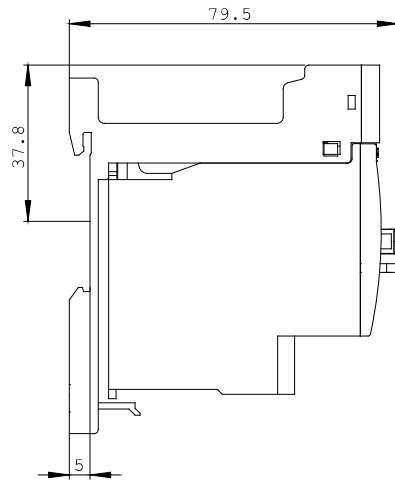
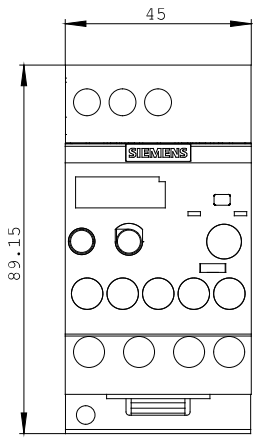
<http://www.siemens.com/cax>

Service&Support (Manuals, Certificates, Characteristics, FAQs,...)

<http://support.automation.siemens.com/WW/view/en/3RU2116-1EB1/all>

Image database (product images, 2D dimension drawings, 3D models, device circuit diagrams, ...)

http://www.automation.siemens.com/bilddb/cax_en.aspx?mlfb=3RU2116-1EB1



last change:

Dec 3, 2014