



CIRCUIT-BREAKER,  
0.35...0.50A N-RELEASE 6,5 A, SIZE S00,  
MOTOR PROTECTION, CLASS 10,  
SCREW CONNECTION STANDARD BREAKING  
CAPACITY MULTI-UNIT PACKING PACKING = 12 ITEMS

#### General technical data:

<b>product brand name</b>		SIRIUS
<b>Product designation</b>		circuit breaker
<b>Size of the circuit-breaker</b>		S00
<b>Number of poles / for main current circuit</b>		3
<b>Product function</b>		
• removable terminal for auxiliary and control circuit		No
• overload protection		Yes
• phase disturbance recognition		Yes
• short-circuit to earth recognition		No
<b>Product component</b>		
• auxiliary switch		No
• undervoltage release mechanism		No
• trip indicator		No
<b>Product extension</b>		
• auxiliary switch		Yes
• optional / motor drive		No
<b>Impulse voltage resistance / rated value</b>	V	6,000
<b>Protection class IP / on the front</b>		IP20
<b>Protection against electrical shock</b>		finger-safe

<b>Installation altitude / at a height over sea level / maximum</b>	m	2,000
<b>Resistance against shock</b>		25g / 11 ms
<b>Ambient temperature</b>		
• during transport	°C	-50 ... +80
• during storage	°C	-50 ... +80
• during operating	°C	-20 ... +60
<b>Active power loss / total / typical</b>	W	5

#### Main circuit:

<b>Operating voltage / rated value</b>	V	690
<b>Service power / at AC-3 / at 400 V / rated value</b>	kW	0.12
<b>Operating current / at AC-3 / at 400 V / rated value</b>	A	0.5
<b>Mechanical operating cycles as operating time / of the main contacts / typical</b>		100,000
<b>Frequency of operation / with AC-3 / maximum</b>	1/h	15

#### Auxiliary circuit:

<b>Number of changeover contacts / for auxiliary contacts</b>		0
---	--	---

#### Protection function:

<b>Trip class</b>		CLASS 10
<b>Adjustable response current / of the current-dependent overload release</b>	A	0.35 ... 0.5

#### Installation/mounting/dimensions:

<b>Mounting type</b>		screw and snap-on mounting onto 35 mm standard mounting rail according to DIN EN 50022
<b>mounting position</b>		any
<b>Depth</b>	mm	81
<b>Height</b>	mm	90
<b>Width</b>	mm	45

#### Connections:

<b>Arrangement of electrical connectors / for main current circuit</b>		front side
<b>Design of the electrical connection</b>		
• for main current circuit		screw-type terminals
• for auxiliary and control current circuit		screw-type terminals
<b>Type of the connectable conductor cross-section</b>		
• for main contacts		
• solid		2x (0.5 ... 1.5 mm <sup>2</sup> ), 2x (0.75 ... 2.5 mm <sup>2</sup> )
• finely stranded		
• with conductor end processing		2x (0.5 ... 1.5 mm <sup>2</sup> ), 2x (0.75 ... 2.5 mm <sup>2</sup> )
• stranded		2x (0.5 ... 1.5 mm <sup>2</sup> ), 2x (0.75 ... 2.5 mm <sup>2</sup> )

**Certificates/approvals:**

**General Product Approval**

**For use in hazardous locations**

**Declaration of Conformity**



**Test Certificates**

[Special Test Certificate](#)

**Shipping Approval**



**other**

[Confirmation](#)

[Declaration of Conformity](#)

[other](#)

[Environmental Confirmations](#)

**Further information:**

**Information- and Downloadcenter (Catalogs, Brochures,...)**

<http://www.siemens.com/industrial-controls/catalogs>

**Industry Mall (Online ordering system)**

<http://www.siemens.com/industrial-controls/mall>

**Cax online generator:**

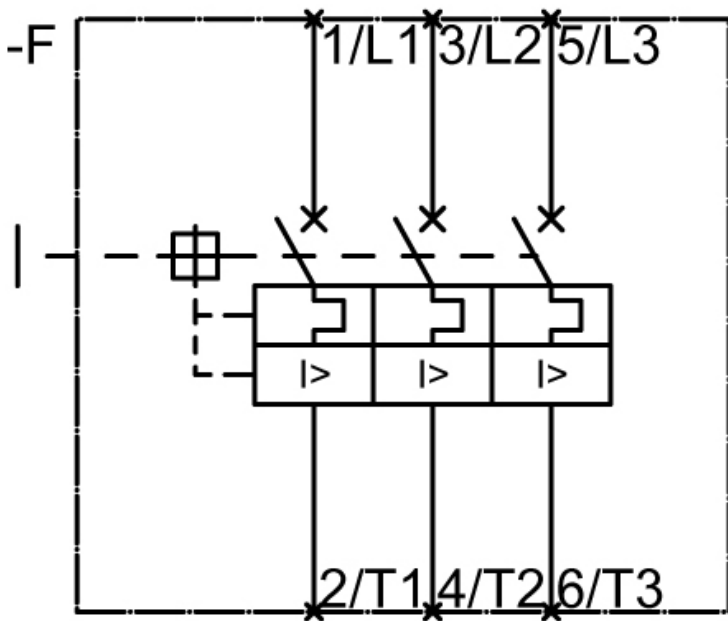
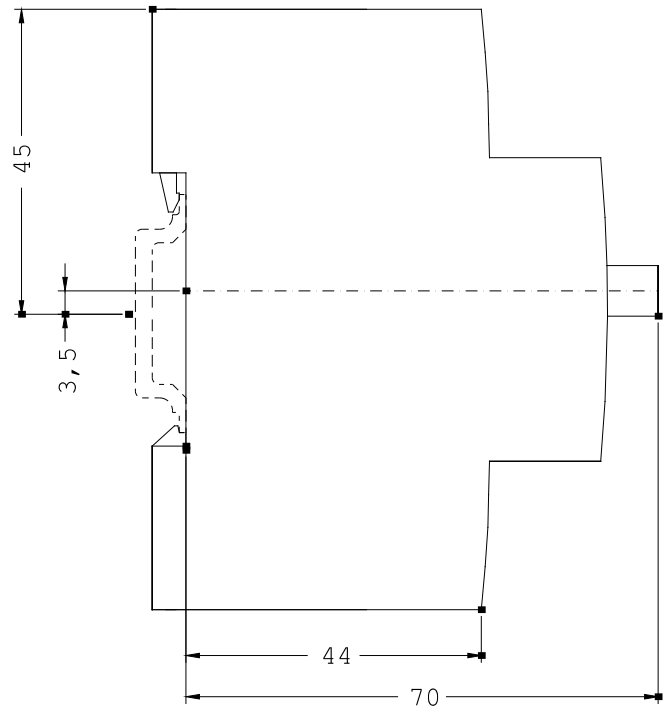
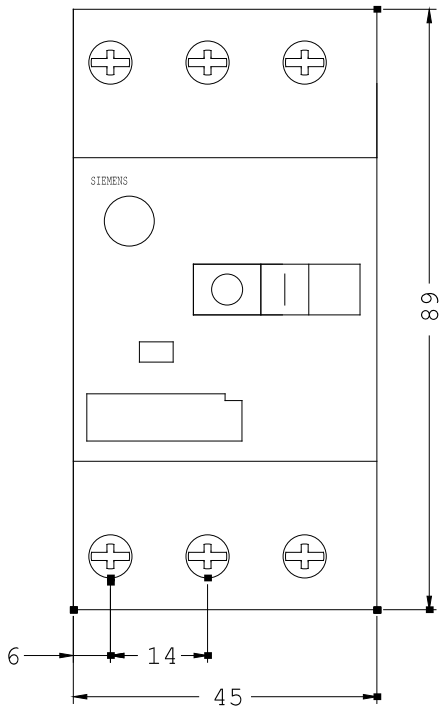
<http://www.siemens.com/cax>

**Service&Support (Manuals, Certificates, Characteristics, FAQs,...)**

<http://support.automation.siemens.com/WW/view/en/3RV1011-0FA10-ZW98/all>

**Image database (product images, 2D dimension drawings, 3D models, device circuit diagrams, ...)**

[http://www.automation.siemens.com/bilddb/cax\\_en.aspx?mlfb=3RV1011-0FA10-ZW98](http://www.automation.siemens.com/bilddb/cax_en.aspx?mlfb=3RV1011-0FA10-ZW98)



last change:

Jul 7, 2014