



CIRCUIT-BREAKER SZ S0,
FOR STARTER COMBINATION,
RATED CURRENT 32A, N-RELEASE 400A,
SPRING-L. CONNECTION,
STANDARD SW. CAPACITY

General technical data:	
product brand name	SIRIUS
Product designation	3RV2 circuit breaker
Size of the circuit-breaker	S0
Number of poles / for main current circuit	3
Product function	
• short circuit protection	Yes
• overload protection	No
• phase disturbance recognition	No
• plant protection	No
• motor protection	No
• motor protection with relais overload functionality	No
• starter protection	Yes
• transformer protection	No
• disconnecter functionality	Yes
• main control switches with supply disconnect function and EM-STOP switches	No
Design of the operating mechanism	selector switch
Product component	
• auxiliary switch	No
• undervoltage release mechanism	No

• trip indicator		No
Product extension		
• auxiliary switch		Yes
• optional / motor drive		No
Insulation voltage / with degree of pollution 3 / rated value	V	690
Impulse voltage resistance / rated value	kV	6
Protection class IP		
• of the terminal		IP20
• on the front		IP20
Protection against electrical shock		finger-safe
Installation altitude / at a height over sea level / maximum	m	2,000
Relative humidity		
• during operating phase	%	10 ... 95
Ambient temperature		
• during transport	°C	-50 ... +80
• during storage	°C	-50 ... +80
• during operating	°C	-20 ... +60
Shock resistance / according to IEC 60068-2-27		25g / 11 ms
Active power loss / total / typical	W	12.2

Main circuit:

Operating voltage / rated value	V	690
Voltage type / for main circuit		AC/DC
Operating frequency		
• rated value	Hz	50 ... 60
Operating current / at AC-3 / at 400 V / rated value	A	32

Protective and monitoring functions:

Varification of suitability / ATEX		No
Design of the short-circuit trip		magnetic
Operational short-circuit current breaking capacity (Ics) / with AC		
• at 240 V / rated value	kA	100
• at 400 V / rated value	kA	25
• at 500 V / rated value	kA	5
• at 690 V / rated value	kA	2
Breaking capacity maximum short-circuit current (Icu)		
• at 240 V / for AC / rated value	kA	100
• at 400 V / for AC / rated value	kA	55
• at 500 V / for AC / rated value	kA	10

<ul style="list-style-type: none"> • at 690 V / for AC / rated value 	kA	4
Design of fuse insert / for IT network / for short-circuit protection of the main circuit <ul style="list-style-type: none"> • at 400 V • at 500 V • at 690 V 		gL/gG 63 A gL/gG 63 A gL/gG 63 A
Breaking capacity short-circuit current (I_{cn}) <ul style="list-style-type: none"> • with 1 current path / at 150 V / for DC / rated value • with 2 current paths in series / at 300 V / for DC / rated value • with 3 current paths in series / at 450 V / for DC / rated value 	kA	10 10 10

Installation/ mounting/ dimensions:

Mounting type		screw and snap-on mounting onto 35 mm standard mounting rail according to DIN EN 60715
mounting position		any
Depth	mm	96
Height	mm	119
Width	mm	45













Connections/ terminals:

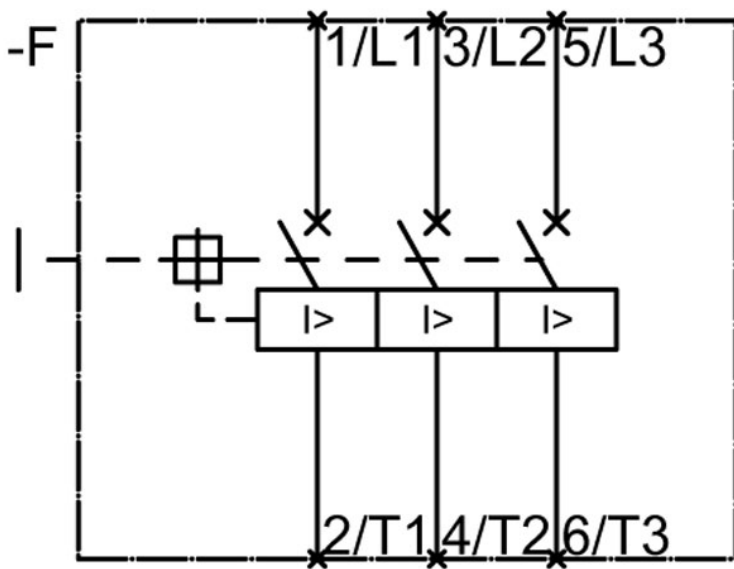
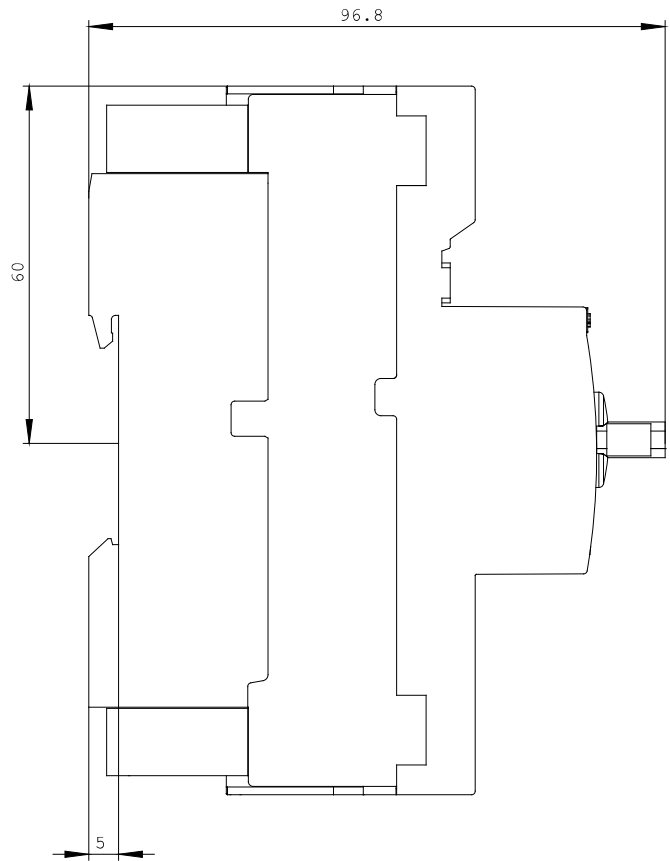
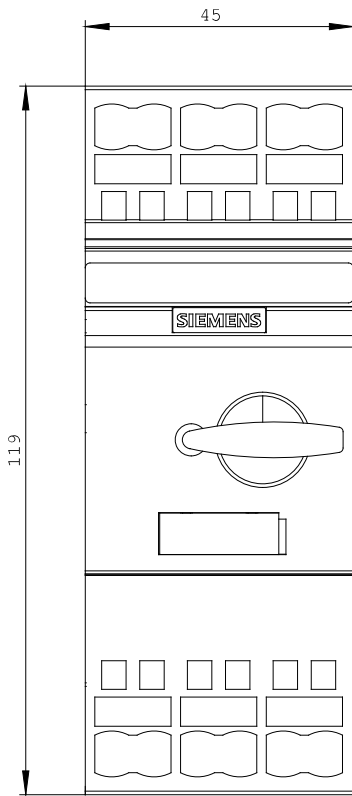
Arrangement of electrical connectors / for main current circuit		Top and bottom
Design of the electrical connection / for main current circuit		spring-loaded terminals
Type of the connectable conductor cross-section <ul style="list-style-type: none"> • for main contacts <ul style="list-style-type: none"> • solid or multi-stranded • finely stranded <ul style="list-style-type: none"> • without conductor final cutting • with conductor end processing • for AWG conductors / for main contacts 		2x (1 ... 10 mm ²) 2x (1 ... 6 mm ²) 2x (1 ... 6 mm ²) 2x (18 ... 8)

UL/CSA ratings:

Operating voltage / according to UL 60947 / rated value	V	600
Full-load current (FLA) / for 3-phase motor <ul style="list-style-type: none"> • at 480 V / rated value • at 600 V / rated value 	A	32 32

Certificates/ approvals:

General Product Approval		Declaration of Conformity	Test Certificates		
 CCC		 EG-Konf.	Special Test Certificate	Type Test Certificates/Test Report	
Shipping Approval					
 ABS	 BUREAU VERITAS	 DNV	 GL	 LRS	 PRS
Shipping Approval		other			
 RINA	 RMRS	Confirmation	 VDE	other	Environmental Confirmations
Further information:					
Information- and Downloadcenter (Catalogs, Brochures,...) http://www.siemens.com/industrial-controls/catalogs					
Industry Mall (Online ordering system) http://www.siemens.com/industrymall					
Cax online generator http://www.siemens.com/cax					
Service&Support (Manuals, Certificates, Characteristics, FAQs,...) http://support.automation.siemens.com/WW/view/en/3RV2321-4EC20/all					
Image database (product images, 2D dimension drawings, 3D models, device circuit diagrams, ...) http://www.automation.siemens.com/bilddb/cax_en.aspx?mlfb=3RV2321-4EC20					



last change:

Aug 4, 2014