



SIRIUS SOFT STARTER, VALUES WITH 400 V,
40 DEG., STANDARD: 77A, 37KW,
INSIDE-DELTA CIRCUIT 3: 133A, 75KW,
200-460 V AC, 230 V AC,
CAGE CLAMP TERMINALS

General details:

product brand name		SIRIUS
Product equipment		
<ul style="list-style-type: none"> integrated bridging contact system 		Yes
<ul style="list-style-type: none"> thyristors 		Yes
Product function		
<ul style="list-style-type: none"> intrinsic device protection 		Yes
<ul style="list-style-type: none"> motor overload protection 		Yes
<ul style="list-style-type: none"> evaluation of thermal resistor motor protection 		Yes
<ul style="list-style-type: none"> reset external 		Yes
<ul style="list-style-type: none"> adjustable current limitation 		Yes
<ul style="list-style-type: none"> inside-delta circuit 		Yes
Product component / outlet for enine brake		Yes
Item designation		
<ul style="list-style-type: none"> according to DIN EN 61346-2 		Q
<ul style="list-style-type: none"> according to DIN 40719 extendable after IEC 204-2 / according to IEC 750 		G

Power Electronics:

product designation		soft starters for high feature applications
Operating current		

• at 40 °C / rated value	A	77
• at 50 °C / rated value	A	68
• at 60 °C / rated value	A	59
• for three-phase servomotors / at 3-phase root switching		
• at 40 °C / rated value	A	133
• at 50 °C / rated value	A	118
• at 60 °C / rated value	A	102
Emitted mechanical power / for three-phase servomotors		
• at 230 V / at standard switching / at 40 °C		
• rated value	W	18,500
• at 400 V / at standard switching / at 40 °C		
• rated value	W	37,000
• at 230 V / at 3-phase root switching / at 40 °C		
• rated value	W	37,000
• at 400 V / at 3-phase root switching / at 40 °C		
• rated value	W	75,000
yielded mechanical performance (hp) / for three-phase squirrel cage motors / at 200/208 V / at standard circuit / at 50 °C / rated value	hp	20
Operating frequency		
• rated value	Hz	50 ... 60
Relative negative tolerance / of the operating frequency	%	-10
Relative positive tolerance / of the operating frequency	%	10
Operating voltage / with standard circuit / rated value	V	200 ... 460
Relative negative tolerance / of the operating voltage / with standard circuit	%	-15
Relative positive tolerance / of the operating voltage / with standard circuit	%	10
Operating voltage / at 3-phase root switching / rated value	V	200 ... 460
Relative negative tolerance / of the operating voltage / with inside-delta circuit	%	-15
Relative positive tolerance / of the operating voltage / with inside-delta circuit	%	10
Minimum load in % of I_M	%	8
Adjustable rated current / of the motor / for motor overload protection / minimum	A	15
Continuous operating current in % of I_e / at 40°C	%	115
Active power loss / at operating current / at 40°C / during operating phase / typical	W	45
Control electronics:		
Type of voltage / of the controlled supply voltage		AC

Control supply voltage frequency / 1 / rated value	Hz	50
Control supply voltage frequency / 2 / rated value	Hz	60
Relative negative tolerance / of the control supply voltage frequency	%	-10
Relative positive tolerance / of the control supply voltage frequency	%	10
Control supply voltage / 1		
• at 50 Hz / for AC	V	230
• at 60 Hz / for AC	V	230
Relative negative tolerance / of the control supply voltage / at 60 Hz / for AC	%	-15
Relative positive tolerance / of the control supply voltage / at 60 Hz / for AC	%	10
Type of display / for fault signal		Display

Mechanical design:

Width	mm	170
Height	mm	192
Depth	mm	270
Type of mounting		screw fixing
mounting position		bei senkrechter Montageebene +/-90° drehbar, bei senkrechter Montageebene +/- 22,5° nach vorne und hinten kippbar
Distance, to be maintained, to the ranks assembly		
• upwards	mm	100
• sideways	mm	5
• downwards	mm	75
Installation altitude / at a height over sea level	m	5,000
Cable length / maximum	m	500
Number of poles / for main current circuit		3

Electrical connections:

Design of the electrical connection		
• for main current circuit		box terminals
• for auxiliary and control current circuit		spring-loaded terminals
Number of NC contacts / for auxiliary contacts		0
Number of NO contacts / for auxiliary contacts		3
Number of change-over switches / for auxiliary contacts		1
Type of the connectable conductor cross-section / for main contacts / for box terminal / when using the front clamping point		
• solid		2.5 ... 16 mm ²
• finely stranded / with conductor end processing		2.5 ... 35 mm ²
• finely stranded / without conductor end processing		4 ... 50 mm ²

<ul style="list-style-type: none"> • stranded 		4 ... 70 mm ²
Type of the connectable conductor cross-section / for main contacts / for box terminal / when using the back clamping point <ul style="list-style-type: none"> • solid • finely stranded / with conductor end processing • without conductor final cutting / without conductor end processing • stranded 		2,5 ... 16 mm ² 2.5 ... 50 mm ² 10 ... 50 mm ² 10 ... 70 mm ²
Type of the connectable conductor cross-section / for main contacts / for box terminal / when using both clamping points <ul style="list-style-type: none"> • solid • finely stranded / with conductor end processing • without conductor final cutting / without conductor end processing • stranded 		2x (2.5 ... 16 mm ²) 2x (2.5 ... 35 mm ²) 2x (4 ... 35 mm ²) 2x (4 ... 50 mm ²)
Type of the connectable conductor cross-section / for AWG conductors / for main contacts / for box terminal <ul style="list-style-type: none"> • when using the back cl • when using the front c • when using both clampi 		10 ... 2/0 10 ... 2/0 2x (10 ... 1/0)
Type of the connectable conductor cross-section <ul style="list-style-type: none"> • for auxiliary contacts <ul style="list-style-type: none"> • solid • finely stranded / with conductor end processing • for AWG conductors / for auxiliary contacts 		2x (0.25 ... 1.5 mm ²) 2x (0.25 ... 1.5 mm ²) 2x (24 ... 16)

Ambient conditions:

Ambient temperature <ul style="list-style-type: none"> • during operating • during storage 	/ °C °C	60 -25 ... +80
Derating temperature	°C	40
Protection class IP		IP00

Certificates/approvals:

General Product Approval

EMC



Test Certificates

[Special Test Certificate](#)

[Type Test Certificates/Test Report](#)

Shipping Approval



other

[Declaration of Conformity](#)

[Environmental Confirmations](#)

UL/CSA ratings

yielded mechanical performance (hp) / for three-phase squirrel cage motors

- at 220/230 V / at standard circuit
 - at 50 °C / rated value
- at 460/480 V / at standard circuit
 - at 50 °C / rated value
- at 200/208 V / at inside-delta circuit / at 50 °C / rated value
- at 220/230 V / at inside-delta circuit / at 50 °C / rated value
- at 460/480 V / at inside-delta circuit / at 50 °C / rated value

hp	20
hp	50
hp	30
hp	40
hp	75

Contact rating designation / for auxiliary contacts / according to UL

B300 / R300

Further information:

Information- and Downloadcenter (Catalogs, Brochures,...)

<http://www.siemens.com/industrial-controls/catalogs>

Industry Mall (Online ordering system)

<http://www.siemens.com/industrial-controls/mall>

CAX-Online-Generator

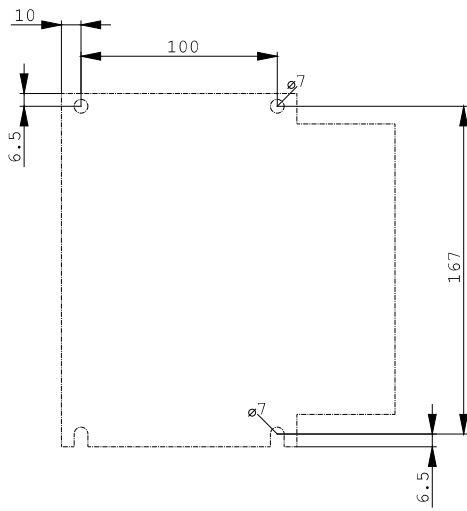
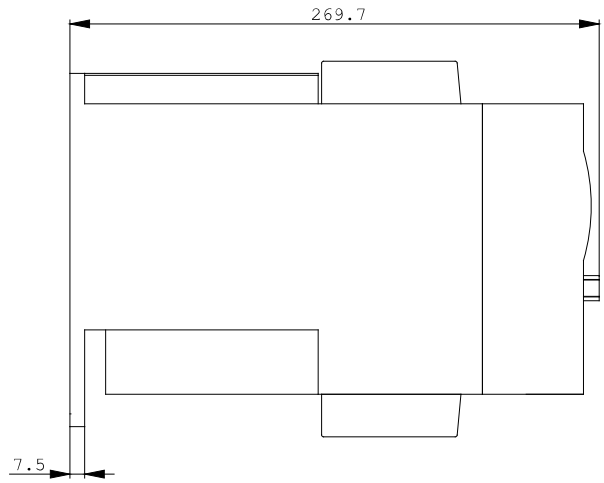
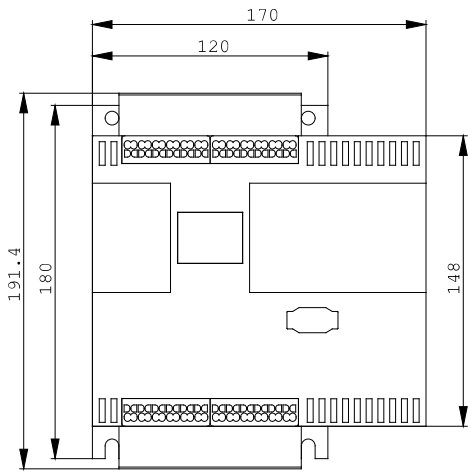
<http://www.siemens.com/cax>

Service&Support (Manuals, Certificates, Characteristics, FAQs,...)

<http://support.automation.siemens.com/WW/view/en/3RW4426-3BC44/all>

Image database (product images, 2D dimension drawings, 3D models, device circuit diagrams, ...)

http://www.automation.siemens.com/bilddb/cax_en.aspx?mlfb=3RW4426-3BC44



last change:

Feb 7, 2013