



SIRIUS SOFT STARTER, VALUES WITH 575 V,
50 DEG., STANDARD: 100A, 75HP,
INSIDE-DELTA CIRCUIT 3: 173A, 150HP,
400-600 V AC, 115 V AC,
CAGE CLAMP TERMINALS

General details:

product brand name		SIRIUS
Product equipment		
<ul style="list-style-type: none"> integrated bridging contact system 		Yes
<ul style="list-style-type: none"> thyristors 		Yes
Product function		
<ul style="list-style-type: none"> intrinsic device protection 		Yes
<ul style="list-style-type: none"> motor overload protection 		Yes
<ul style="list-style-type: none"> evaluation of thermal resistor motor protection 		Yes
<ul style="list-style-type: none"> reset external 		Yes
<ul style="list-style-type: none"> adjustable current limitation 		Yes
<ul style="list-style-type: none"> inside-delta circuit 		Yes
Product component / outlet for enine brake		Yes
Item designation		
<ul style="list-style-type: none"> according to DIN EN 61346-2 		Q
<ul style="list-style-type: none"> according to DIN 40719 extendable after IEC 204-2 / according to IEC 750 		G

Power Electronics:

product designation		soft starters for high feature applications
Operating current		

• at 40 °C / rated value	A	113
• at 50 °C / rated value	A	100
• at 60 °C / rated value	A	88
• for three-phase servomotors / at 3-phase root switching		
• at 40 °C / rated value	A	196
• at 50 °C / rated value	A	173
• at 60 °C / rated value	A	152
Emitted mechanical power / for three-phase servomotors		
• at 400 V / at standard switching / at 40 °C		
• rated value	W	55,000
• at 500 V / at standard switching / at 40 °C		
• rated value	W	75,000
• at 400 V / at 3-phase root switching / at 40 °C		
• rated value	W	110,000
• at 500 V / at 3-phase root switching / at 40 °C		
• rated value	W	132,000
Operating frequency		
• rated value	Hz	50 ... 60
Relative negative tolerance / of the operating frequency	%	-10
Relative positive tolerance / of the operating frequency	%	10
Operating voltage / with standard circuit / rated value	V	400 ... 600
Relative negative tolerance / of the operating voltage / with standard circuit	%	-15
Relative positive tolerance / of the operating voltage / with standard circuit	%	10
Operating voltage / at 3-phase root switching / rated value	V	400 ... 600
Relative negative tolerance / of the operating voltage / with inside-delta circuit	%	-15
Relative positive tolerance / of the operating voltage / with inside-delta circuit	%	10
Minimum load in % of I_M	%	8
Adjustable rated current / of the motor / for motor overload protection / minimum	A	22
Continuous operating current in % of I_e / at 40°C	%	115
Active power loss / at operating current / at 40°C / during operating phase / typical	W	64
Control electronics:		
Type of voltage / of the controlled supply voltage		AC
Control supply voltage frequency / 1 / rated value	Hz	50
Control supply voltage frequency / 2 / rated value	Hz	60

Relative negative tolerance / of the control supply voltage frequency	%	-10
Relative positive tolerance / of the control supply voltage frequency	%	10
Control supply voltage / 1		
• at 50 Hz / for AC	V	115
• at 60 Hz / for AC	V	115
Relative negative tolerance / of the control supply voltage / at 60 Hz / for AC	%	-15
Relative positive tolerance / of the control supply voltage / at 60 Hz / for AC	%	10
Type of display / for fault signal		Display

Mechanical design:

Width	mm	170
Height	mm	200
Depth	mm	270
Type of mounting		screw fixing
mounting position		bei senkrechter Montageebene +/-90° drehbar, bei senkrechter Montageebene +/- 22,5° nach vorne und hinten kippbar
Distance, to be maintained, to the ranks assembly		
• upwards	mm	100
• sideways	mm	5
• downwards	mm	75
Installation altitude / at a height over sea level	m	5,000
Cable length / maximum	m	500
Number of poles / for main current circuit		3

Electrical connections:

Design of the electrical connection		
• for main current circuit		busbar connection
• for auxiliary and control current circuit		spring-loaded terminals
Number of NC contacts / for auxiliary contacts		0
Number of NO contacts / for auxiliary contacts		3
Number of change-over switches / for auxiliary contacts		1
Type of the connectable conductor cross-section / for main contacts / for box terminal / when using the front clamping point		
• finely stranded / with conductor end processing		16 ... 70 mm ²
• finely stranded / without conductor end processing		16 ... 70 mm ²
• stranded		16 ... 70 mm ²

Type of the connectable conductor cross-section / for main contacts / for box terminal / when using the back clamping point <ul style="list-style-type: none"> finely stranded / with conductor end processing without conductor final cutting / without conductor end processing stranded 		16 ... 70 mm ² 16 ... 70 mm ² 16 ... 70 mm ²
Type of the connectable conductor cross-section / for main contacts / for box terminal / when using both clamping points <ul style="list-style-type: none"> finely stranded / with conductor end processing without conductor final cutting / without conductor end processing stranded 		max. 1x 50 mm ² , 1x 70 mm ² max. 1x 50 mm ² , 1x 70 mm ² max. 2x 70 mm ²
Type of the connectable conductor cross-section / for AWG conductors / for main contacts / for box terminal <ul style="list-style-type: none"> when using the back cl when using the front c when using both clampi 		6 ... 2/0 6 ... 2/0 max. 2x 1/0
Type of the connectable conductor cross-section / for DIN cable lug / for main contacts <ul style="list-style-type: none"> finely stranded stranded 		16 ... 95 mm ² 25 ... 120 mm ²
Type of the connectable conductor cross-section <ul style="list-style-type: none"> for AWG conductors / for main contacts 		4 ... 250 kcmil
Type of the connectable conductor cross-section <ul style="list-style-type: none"> for auxiliary contacts <ul style="list-style-type: none"> solid finely stranded / with conductor end processing for AWG conductors / for auxiliary contacts 		2x (0.25 ... 1.5 mm ²) 2x (0.25 ... 1.5 mm ²) 2x (24 ... 16)

Ambient conditions:

Ambient temperature <ul style="list-style-type: none"> during operating during storage 	/ °C °C	60 -25 ... +80
Derating temperature	°C	40
Protection class IP		IP00

Certificates/approvals:

General Product Approval

EMC



Test Certificates

[Special Test Certificate](#)

[Type Test Certificates/Test Report](#)

Shipping Approval



other

[Declaration of Conformity](#)

[Environmental Confirmations](#)

UL/CSA ratings

yielded mechanical performance (hp) / for three-phase squirrel cage motors

- at 460/480 V / at standard circuit

- at 50 °C / rated value

hp 75

- at 575/600 V / at standard circuit

- at 50 °C / rated value

hp 75

- at 460/480 V / at inside-delta circuit / at 50 °C / rated value

hp 125

- at 575/600 V / at inside-delta circuit / at 50 °C / rated value

hp 150

Contact rating designation / for auxiliary contacts / according to UL

B300 / R300

Further information:

Information- and Downloadcenter (Catalogs, Brochures,...)

<http://www.siemens.com/industrial-controls/catalogs>

Industry Mall (Online ordering system)

<http://www.siemens.com/industrial-controls/mall>

CAX-Online-Generator

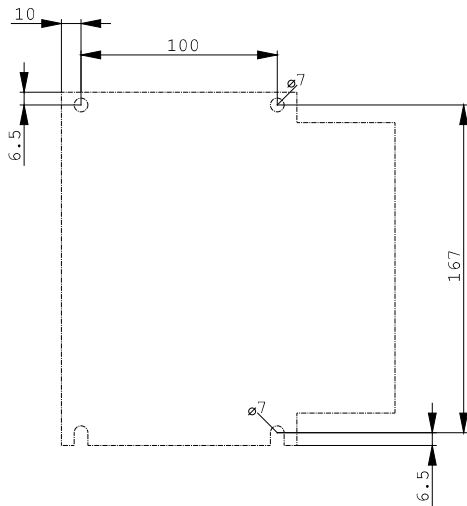
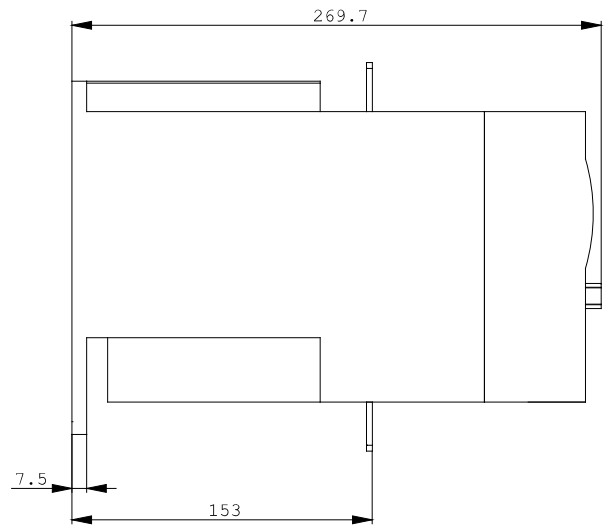
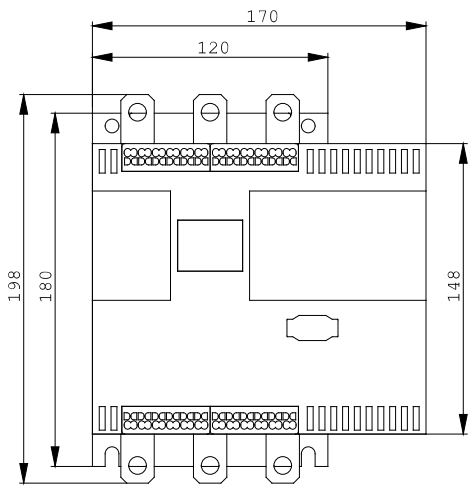
<http://www.siemens.com/cax>

Service&Support (Manuals, Certificates, Characteristics, FAQs,...)

<http://support.automation.siemens.com/WW/view/en/3RW4434-2BC35/all>

Image database (product images, 2D dimension drawings, 3D models, device circuit diagrams, ...)

http://www.automation.siemens.com/bilddb/cax_en.aspx?mlfb=3RW4434-2BC35



last change:

Feb 7, 2013