



SIRIUS SOFT STARTER, VALUES AT 460V,  
50 DEG., STANDARD: 615A, 500HP,  
INSIDE-DELTA CIRCUIT 3: 1065A, 950HP,  
200-460V AC, 115V AC, SCREW TERMINALS

**General details:**

<b>product brand name</b>		SIRIUS
<b>Product equipment</b>		
• integrated bridging contact system		Yes
• thyristors		Yes
<b>Product function</b>		
• intrinsic device protection		Yes
• motor overload protection		Yes
• evaluation of thermal resistor motor protection		Yes
• reset external		Yes
• adjustable current limitation		Yes
• inside-delta circuit		Yes
<b>Product component / outlet for enine brake</b>		Yes
<b>Item designation</b>		
• according to DIN EN 61346-2		Q
• according to DIN 40719 extendable after IEC 204-2 / according to IEC 750		G

**Power Electronics:**

<b>product designation</b>		soft starters for high feature applications
Operating current		

• at 40 °C / rated value	A	693
• at 50 °C / rated value	A	615
• at 60 °C / rated value	A	551
• for three-phase servomotors / at 3-phase root switching		
• at 40 °C / rated value	A	1,200
• at 50 °C / rated value	A	1,065
• at 60 °C / rated value	A	954
<b>Emitted mechanical power / for three-phase servomotors</b>		
• at 230 V / at standard switching / at 40 °C		
• rated value	W	200,000
• at 400 V / at standard switching / at 40 °C		
• rated value	W	400,000
• at 230 V / at 3-phase root switching / at 40 °C		
• rated value	W	400,000
• at 400 V / at 3-phase root switching / at 40 °C		
• rated value	W	710,000
<b>yielded mechanical performance (hp) / for three-phase squirrel cage motors / at 200/208 V / at standard circuit / at 50 °C / rated value</b>	hp	200
<b>Operating frequency</b>		
• rated value	Hz	50 ... 60
<b>Relative negative tolerance / of the operating frequency</b>	%	-10
<b>Relative positive tolerance / of the operating frequency</b>	%	10
<b>Operating voltage / with standard circuit / rated value</b>	V	200 ... 460
<b>Relative negative tolerance / of the operating voltage / with standard circuit</b>	%	-15
<b>Relative positive tolerance / of the operating voltage / with standard circuit</b>	%	10
<b>Operating voltage / at 3-phase root switching / rated value</b>	V	200 ... 460
<b>Relative negative tolerance / of the operating voltage / with inside-delta circuit</b>	%	-15
<b>Relative positive tolerance / of the operating voltage / with inside-delta circuit</b>	%	10
<b>Minimum load in % of I<sub>M</sub></b>	%	8
<b>Adjustable rated current / of the motor / for motor overload protection / minimum</b>	A	138
<b>Continuous operating current in % of I<sub>e</sub> / at 40°C</b>	%	115
<b>Active power loss / at operating current / at 40°C / during operating phase / typical</b>	W	220
<b>Control electronics:</b>		
<b>Type of voltage / of the controlled supply voltage</b>		AC

<b>Control supply voltage frequency / 1 / rated value</b>	Hz	50
<b>Control supply voltage frequency / 2 / rated value</b>	Hz	60
<b>Relative negative tolerance / of the control supply voltage frequency</b>	%	-10
<b>Relative positive tolerance / of the control supply voltage frequency</b>	%	10
<b>Control supply voltage / 1</b>		
• at 50 Hz / for AC	V	115
• at 60 Hz / for AC	V	115
<b>Relative negative tolerance / of the control supply voltage / at 60 Hz / for AC</b>	%	-15
<b>Relative positive tolerance / of the control supply voltage / at 60 Hz / for AC</b>	%	10
<b>Type of display / for fault signal</b>		Display

#### Mechanical design:

<b>Width</b>	mm	510
<b>Height</b>	mm	640
<b>Depth</b>	mm	290
<b>Type of mounting</b>		screw fixing
<b>mounting position</b>		bei senkrechter Montageebene +/-90° drehbar, bei senkrechter Montageebene +/- 22,5° nach vorne und hinten kippbar
<b>Distance, to be maintained, to the ranks assembly</b>		
• upwards	mm	100
• sideways	mm	5
• downwards	mm	75
<b>Installation altitude / at a height over sea level</b>	m	5,000
<b>Cable length / maximum</b>	m	500
<b>Number of poles / for main current circuit</b>		3

#### Electrical connections:






<b>Design of the electrical connection</b>		
• for main current circuit		busbar connection
• for auxiliary and control current circuit		screw-type terminals
<b>Number of NC contacts / for auxiliary contacts</b>		0
<b>Number of NO contacts / for auxiliary contacts</b>		3
<b>Number of change-over switches / for auxiliary contacts</b>		1
<b>Type of the connectable conductor cross-section / for DIN cable lug / for main contacts</b>		
• finely stranded		50 ... 240 mm <sup>2</sup>
• stranded		70 ... 240 mm <sup>2</sup>
<b>Type of the connectable conductor cross-section</b>		

• for AWG conductors / for main contacts		2/0 ... 500 kcmil
<b>Type of the connectable conductor cross-section</b>		
• for auxiliary contacts		
• solid		2x (0.5 ... 2.5 mm <sup>2</sup> )
• finely stranded / with conductor end processing		2x (0.5 ... 1.5 mm <sup>2</sup> )
• for AWG conductors / for auxiliary contacts		2x (20 ... 14)
• finely stranded / with wire end proc		2x (20 ... 16)

### Ambient conditions:

<b>Ambient temperature</b>		
• during operating	/ °C	60
• during storage	°C	-25 ... +80
<b>Derating temperature</b>	°C	40
<b>Protection class IP</b>		IP00

### Certificates/approvals:

General Product Approval			EMC	Shipping Approval
				
CCC	CSA	GOST	UL	Lloyds Register LRS

### other

[Declaration of Conformity](#)      [Environmental Confirmations](#)

### UL/CSA ratings

<b>yielded mechanical performance (hp) / for three-phase squirrel cage motors</b>		
• at 220/230 V / at standard circuit		
• at 50 °C / rated value	hp	250
• at 460/480 V / at standard circuit		
• at 50 °C / rated value	hp	500
• at 200/208 V / at inside-delta circuit / at 50 °C / rated value	hp	350
• at 220/230 V / at inside-delta circuit / at 50 °C / rated value	hp	450
• at 460/480 V / at inside-delta circuit / at 50 °C / rated value	hp	950
<b>Contact rating designation / for auxiliary contacts / according to UL</b>		B300 / R300

### Further information:

Information- and Downloadcenter (Catalogs, Brochures,...)

<http://www.siemens.com/industrial-controls/catalogs>

Industry Mall (Online ordering system)

<http://www.siemens.com/industrial-controls/mall>

CAx-Online-Generator

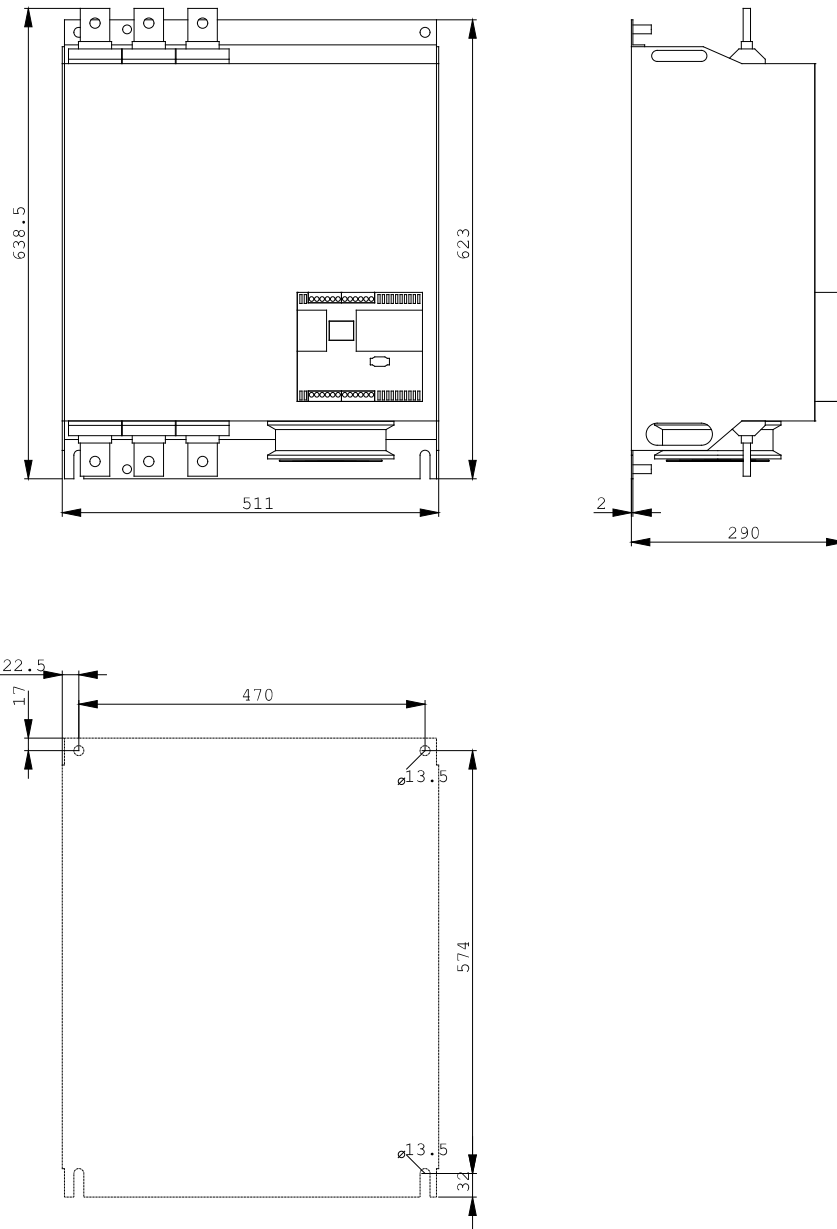
<http://www.siemens.com/cax>

Service&Support (Manuals, Certificates, Characteristics, FAQs,...)

<http://support.automation.siemens.com/WW/view/en/3RW4455-6BC34/all>

Image database (product images, 2D dimension drawings, 3D models, device circuit diagrams, ...)

[http://www.automation.siemens.com/bilddb/cax\\_en.aspx?mlfb=3RW4455-6BC34](http://www.automation.siemens.com/bilddb/cax_en.aspx?mlfb=3RW4455-6BC34)



last change:

Feb 7, 2013