Product data sheet

HTB18-P3E2BB

SureSense

HYBRID PHOTOELECTRIC SENSORS

SICK
Sensor Intelligence.

Illustration may differ

Ordering information

Type	Part no.
HTB18-P3E2BB	1100871

Other models and accessories ➜ www.sick.com/SureSense

Detailed technical data

Features

Device version	Standard
Sensor/ detection principle	Photoelectric proximity sensor, Background suppression
Dimensions (W x H x D)	16.2 mm x 45.5 mm x 31.8 mm
Housing design (light emission)	Hybrid
Thread diameter (housing)	M18
Mounting system type	M18, nose / side (24.1 ... 25.4 mm)
Housing color	Blue
Sensing range max.	5 mm ... 300 mm [1]
Sensing range	5 mm ... 150 mm [2]
Type of light	Visible red light
Light source	PinPoint LED [3]
Light spot size (distance)	7 mm (300 mm)
Wave length	631 nm
Adjustment	
Potentiometer, right	Sensing range
Potentiometer, left	None
Special features	Signal strength light bar

[1] Object with 90 % reflectance (referred to standard white, DIN 5033).
[2] Object with 6 % reflectance (referred to standard black, DIN 5033).
[3] Average service life: 100,000 h at T_U = +25 °C.

Mechanics/electronics

Supply voltage	10 V DC ... 30 V DC
Ripple	< 5 V_{pp} [1]
Current consumption	20 mA [2]
Switching output	PNP
Output function	Complementary
Switching mode	Light/dark switching
Switching output detail	
Switching output Q1	PNP, Light switching
Switching output Q2	PNP, Dark switching
Output current $I_{max.}$	≤ 100 mA
Response time	≤ 0.5 ms [3]
Switching frequency	1,000 Hz [4]
Connection type	Cable with M8 male connector, 4-pin, 1,000 mm
Cable material	PVC
Conductor cross-section	0.2 mm²
Circuit protection	A [5] B [6] D [7]
Protection class	III
Weight	18 g
Housing material	Plastic, VISTAL®
Optics material	Plastic, PMMA
Enclosure rating	IP67 IP69K
Items supplied	Mounting nut (1x), M18, plastic, black, flat
EMC	EN 60947-5-2 (The sensor complies with the Radio Safety Requirements (EMC) for the industrial sector (Radio Safety Class A). It may cause radio interference if used in a residential area.)
Ambient operating temperature	–40 °C ... +65 °C
Ambient storage temperature	–40 °C ... +75 °C
UL File No.	E189383

[1] May not exceed or fall below U_V tolerances.
[2] Without signal strength light bar and load.
[3] Signal transit time with resistive load.
[4] With light/dark ratio 1:1.
[5] A = V_S connections reverse-polarity protected.
[6] B = inputs and output reverse-polarity protected.
[7] D = outputs overcurrent and short-circuit protected.

Classifications

ECl@ss 5.0	27270904
ECl@ss 5.1.4	27270904
ECl@ss 6.0	27270904
ECl@ss 6.2	27270904

ECl@ss 7.0	27270904
ECl@ss 8.0	27270904
ECl@ss 8.1	27270904
ECl@ss 9.0	27270904
ECl@ss 10.0	27270904
ECl@ss 11.0	27270904
ETIM 5.0	EC002719
ETIM 6.0	EC002719
ETIM 7.0	EC002719
UNSPSC 16.0901	39121528

Connection/PIN assignment

Connection type	Cable with M8 male connector, 4-pin, 1,000 mm
Connection type Detail	
Cable material	PVC
Conductor cross-section	0.2 mm²
PIN assignment	
BN 1	+ (L+)
WH 2	Q_2
BU 3	- (M)
BK 4	Q_1

Dimensional drawing (Dimensions in mm (inch))

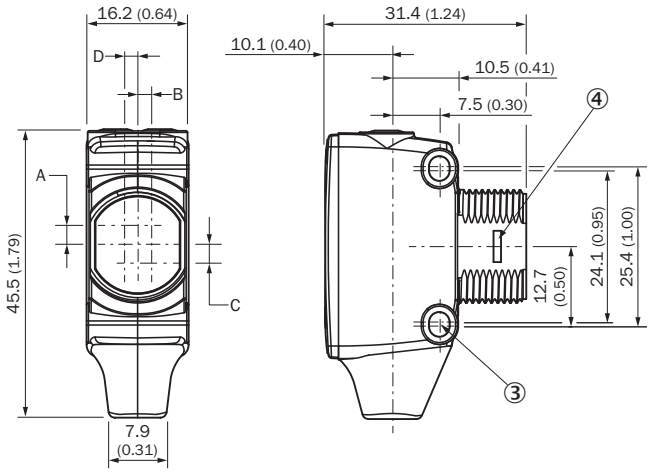

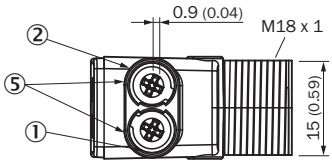

① LED indicator yellow: Status of received light beam
② LED indicator green: power on
③ M3 mounting hole
④ Snap Connection for flush ring (sold seperatly)
⑤ Potentiometer (if selected) or LED Indicators

Dimensions in mm (inch)	Receiver		Sender	
	A	B	C	D
HTB18 / HTF18	- 1.1 (0.04)	1.1 (0.04)	4.7 (0.19)	0.6 (0.02)
HTE18 / HL18 / HSE18	2.5 (0.1)	0.0 (0.0)	4.0 (0.16)	0.0 (0.0)
HTB18L / HTF18L / HL18L / HSE18L	2.5 (0.1)	0.0 (0.0)	3.5 (0.14)	0.0 (0.0)

Connection type

See table: Connection/PIN assignment

Adjustments possible

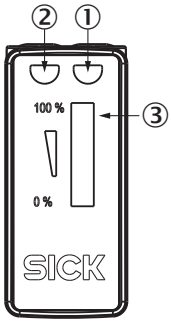

① LED indicator yellow: Status of received light beam
② LED indicator green: power on
③ Signal strength light bar

Characteristic curve

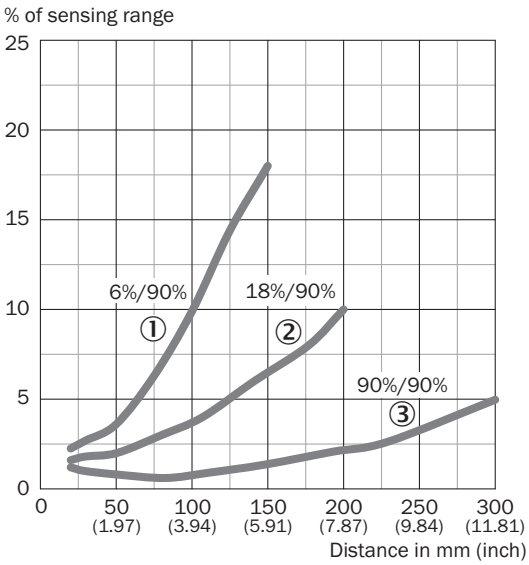

① Sensing range on black, 6% remission
② Sensing range on gray, 18 % remission
③ Sensing range on white, 90% remission

Light spot size

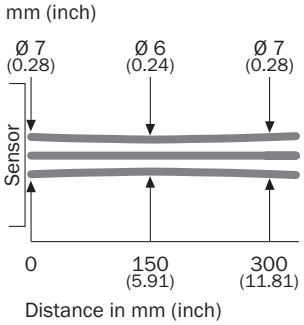

Sensing range diagram



Sensing range Sensing range max.

① Sensing range on black, 6% remission
② Sensing range on gray, 18 % remission
③ Sensing range on white, 90% remission

Functions

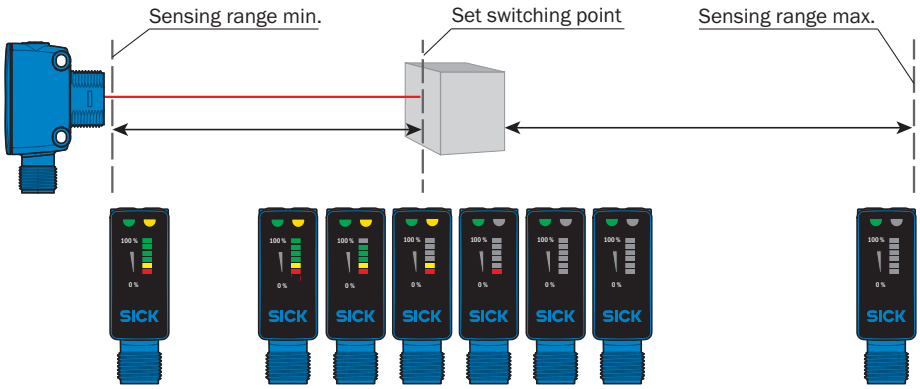

Recommended accessories

Other models and accessories ➜ www.sick.com/SureSense

	Brief description	Type	Part no.
Plug connectors and cables			
	Head A: female connector, M8, 4-pin, straight, A-coded Head B: Flying leads Cable: Sensor/actuator cable, PVC, unshielded, 5 m	YF8U14-050VA3XLEAX	2095889
	Head A: male connector, M8, 4-pin, straight Head B: - Cable: unshielded	STE-0804-G	6037323

SICK AT A GLANCE

SICK is one of the leading manufacturers of intelligent sensors and sensor solutions for industrial applications. A unique range of products and services creates the perfect basis for controlling processes securely and efficiently, protecting individuals from accidents and preventing damage to the environment.

We have extensive experience in a wide range of industries and understand their processes and requirements. With intelligent sensors, we can deliver exactly what our customers need. In application centers in Europe, Asia and North America, system solutions are tested and optimized in accordance with customer specifications. All this makes us a reliable supplier and development partner.

Comprehensive services complete our offering: SICK LifeTime Services provide support throughout the machine life cycle and ensure safety and productivity.

For us, that is "Sensor Intelligence."

WORLDWIDE PRESENCE:

Contacts and other locations –www.sick.com

SICK
Sensor Intelligence.