



MAX48N-32C01N00270

MAX®

LINEAR ENCODERS

SICK
Sensor Intelligence.



Illustration may differ

Ordering information

Type	Part no.
MAX48N-32C01N00270	1222844

Accessories not included with delivery, please order separately.

Other models and accessories → www.sick.com/MAX



Detailed technical data

Features

Items supplied	Accessories not included with delivery, please order separately.
-----------------------	--

Performance

Measured values	Positioning, speed
Measuring range	
Position (F.S.)	0 mm ... 270 mm ¹⁾
Speed	0 ... 1,000 mm/s
Unusable range	
Null zone	30 mm
Damping zone	63 mm
Switch-on time	< 250 ms
Measuring frequency (internal)	1 ms
Transmission rate (cycle time)	Factory setting: 0 ms
Setpoint tolerance	
Zero point and F.S.	≤ ± 1 mm
Resolution	Typ. 0.1 mm (noise-free)
Hysteresis	± 0,1 mm
Repeatability	Typically ± 0.2 mm
Linearity (in the operational status)	Typ. ± 0.25 mm (measuring range 50 to 500 mm) Typ. ± 0.04% F.S. (measuring range from 500 to 2,500 mm)
Temperature drift	
Self-heating of the electronics (warm-up phase)	Typ. ≤ ± 0.25 mm (2 min)
Operational status (hydraulic oil at operating temperature)	Typ. ≤ ± 0.005% x F.S. x ΔT (ΔT 40 °C) ²⁾

¹⁾ F.S. = Full Scale (Measuring range).

²⁾ 40 °C increase in oil temperature during operation.

Interfaces

Communication interface	Digital
Communication Interface detail	CANopen
Bus protocol	CANopen CiA DS-301
Device profile	CANopen CiA DS-406

User settings	Node ID	01
Baud rate		250 kBaud

Electrical data

Connection type		Without electrical connection
Supply voltage		8 ... 36 V DC
Residual ripple		< 1% S-S
Power consumption		≤ 0.75 W
Current consumption		≤ 30 mA
Load resistance	Bus termination	120 Ω
Switch-on current		Typ. 5.0 A / 50 μs
Over voltage protection		≤ 36 V at all poles during power-up (60 s) ≤ 48 V To GND during power-up (60 s)
Reverse polarity protection		≤ 36 V (at all poles) (ISO 16750-2)
Insulation resistance		Riso ≥ 10 MΩ, 60 s (ISO 16750-2)
Dielectric strength		500 V DC, 0 V against housing (ISO 16750-2)

Mechanical data

Dimensions		
	Construction size	48 mm (48f7 mm (for installation in a 48H8 bore hole))
	∅ pressure pipe	10 mm
	∅ support ring	42.6 mm x 48 mm x 1.4 mm
Material		
	Electronics enclosure	Stainless steel 1.4305, AISI 303
	Pressure pipe	Stainless steel 1.4404, AISI 316L
	O-ring	NBR 70
	Support ring	PTFE

Ambient data

EMC	EU Directive 2014/30 / EU CE marking EU Directive 2009/64/EU Agricultural machinery
Generic standards	According to EN 61000-6-2 and EN 61000-6-3
Agricultural and forestry machinery Construction machinery	ISO 14982 EN13309/ ISO 13766
Transient pulses	ISO 7637-2
ESD (air and contact discharge)	EN 61000-4-2 ISO/TR 10605
Enclosure rating	IP67 (EN 60529) IP67 (EN 60529)
Temperature	

¹⁾ Taking into account self-heating, generated through constant electrical operation with supply voltage.

²⁾ Caused by the permitted temperature range of the O-ring seal, the hydraulic oil and the temperature-dependent signal quality of the position magnet.

³⁾ Relative humidity 55 %.

⁴⁾ Caused by dry storage of the O-ring in uninstalled state (no coating with oil).

Operating temperature range (electronics)	-40 °C ... +105 °C ¹⁾
Ambient temperature (fluid)	-30 °C ... +95 °C ²⁾
Storage temperature range	-20 °C ... +65 °C ^{3) 4)}
Permissible relative humidity	90 % (Condensation not permitted)
Resistance to shocks	Fall test in acc. with IEC 60068-2-31 100 g, 11 ms (Single shock in acc. with IEC 60068-2-27) 50 g, 11 ms (Continuous shocks, 1,000 shocks per spatial axis in acc. with IEC 60068-2-27)
Resistance to vibration	Sine 20 g, 24 h / spatial axis, 55 ... 2.000 Hz (IEC 60068-2-6) 18 g (r.m.s), 36 h / spatial axis, 10 ... 2.000 Hz (IEC 60068-2-80) 20 g (r.m.s), 48 h / spatial axis, 10 ... 2.000 Hz (IEC 60068-2-64)
Nominal operating pressure (P_N)	400 bar
Max. overload pressure during operation (P_N x 1.2)	480 bar
Max. test pressure in cylinder (P_N x 1.5)	600 bar
Note	For details of applied tests and descriptive standards, please see document 8021473

¹⁾ Taking into account self-heating, generated through constant electrical operation with supply voltage.

²⁾ Caused by the permitted temperature range of the O-ring seal, the hydraulic oil and the temperature-dependent signal quality of the position magnet.

³⁾ Relative humidity 55 %.

⁴⁾ Caused by dry storage of the O-ring in uninstalled state (no coating with oil).

General notes

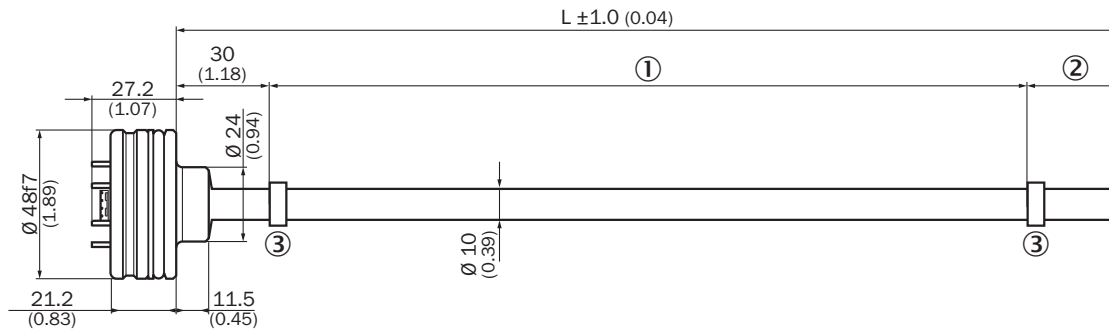
Note	Accessories not included with delivery, please order separately.
-------------	--

Classifications

ECl@ss 5.0	27270705
ECl@ss 5.1.4	27270705
ECl@ss 6.0	27270705
ECl@ss 6.2	27270705
ECl@ss 7.0	27270705
ECl@ss 8.0	27270705
ECl@ss 8.1	27270705
ECl@ss 9.0	27270705
ECl@ss 10.0	27270703
ECl@ss 11.0	27270703
ETIM 5.0	EC002544
ETIM 6.0	EC002544
ETIM 7.0	EC002544
UNSPSC 16.0901	41111613

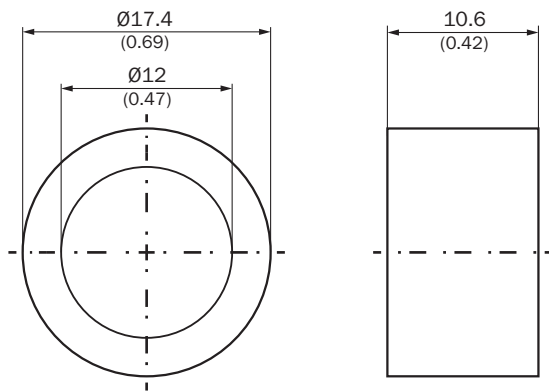
Dimensional drawing (Dimensions in mm (inch))

MAX48

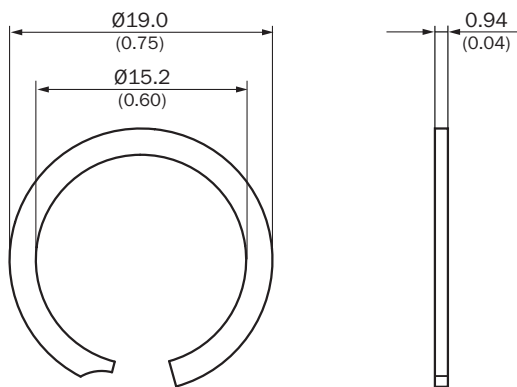


- ① Measuring range
- ② Damping zone
- ③ Position magnet

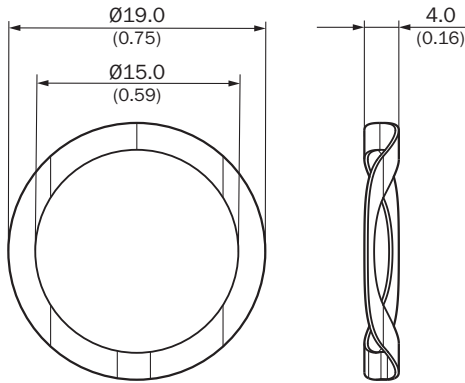
Position magnet



Circlip






Corrugated spring washer



Recommended accessories

Other models and accessories → www.sick.com/MAX

	Brief description	Type	Part no.
Other mounting accessories			
	1 piece, Circlip for installing the position magnets in the piston of the hydraulic cylinder, Stainless steel 1.4319	BEF-MK-SR-01	2116437
	5 pieces, Circlip for installing the position magnets in the piston of the hydraulic cylinder, Stainless steel 1.4319	BEF-MK-SR-05	2116438
	10 pieces, Circlip for installing the position magnets in the piston of the hydraulic cylinder, Stainless steel 1.4319	BEF-MK-SR-10	2116439
	50 pieces, Circlip for installing the position magnets in the piston of the hydraulic cylinder, Stainless steel 1.4319	BEF-MK-SR-50	2116440
	1 piece, Corrugated spring washer for installing the position magnets in the piston of the hydraulic cylinder, 17-7 PH Condition CH900 stainless steel	BEF-MK-WF-01	2116431
	5 pieces, Corrugated spring washer for installing the position magnets in the piston of the hydraulic cylinder, 17-7 PH Condition CH900 stainless steel	BEF-MK-WF-05	2116432
	10 pieces, Corrugated spring washer for installing the position magnets in the piston of the hydraulic cylinder, 17-7 PH Condition CH900 stainless steel	BEF-MK-WF-10	2116433
	50 pieces, Corrugated spring washer for installing the position magnets in the piston of the hydraulic cylinder, 17-7 PH Condition CH900 stainless steel	BEF-MK-WF-50	2116435
Magnets			
	Position magnet for magnetostrictive linear encoder, Ø 17.4 mm, max. axial surface pressure 40 N/mm ² , temperature range -30 °C ... +95 °C	MAG-O-174-01	2112714
		MAG-O-174-05	2112713
		MAG-O-174-10	2115045
		MAG-O-174-50	2112711

SICK AT A GLANCE

SICK is one of the leading manufacturers of intelligent sensors and sensor solutions for industrial applications. A unique range of products and services creates the perfect basis for controlling processes securely and efficiently, protecting individuals from accidents and preventing damage to the environment.

We have extensive experience in a wide range of industries and understand their processes and requirements. With intelligent sensors, we can deliver exactly what our customers need. In application centers in Europe, Asia and North America, system solutions are tested and optimized in accordance with customer specifications. All this makes us a reliable supplier and development partner.

Comprehensive services complete our offering: SICK LifeTime Services provide support throughout the machine life cycle and ensure safety and productivity.

For us, that is “Sensor Intelligence.”

WORLDWIDE PRESENCE:

Contacts and other locations –www.sick.com