

22MM METAL ROUND COMPLETE UNIT COMBINATION:  
 SELECTOR SWITCH LATCHING 2 SWITCH POSITIONS O-  
 I NON-ILLUMINATED SCREW TERMINAL,  
 1NO+1NC WITH HOLDER BLACK

### Enclosure:

Material / of the enclosure	metal
Form / of the enclosure front	round

### Actuator / signaling device:

Design of the product	Complete unit, round
Design of the operating mechanism	selector switch
Type of unlocking device	rotate-to-unlatch mechanism
Color / of the activation element	black
Material / of the activation element	plastic
Number of switching positions	2
Actuating angle	
• clockwise	° 50
Product component / front ring	Yes
Material / of the front ring	metal
Color / of the front ring	silver
Design of the front ring	Standard

### Holder:

Material / of the holder	Metal
--------------------------	-------







Contact block / lampholder		
Design of the electrical connection		screw-type terminals
Number of switching elements		1
Number of NC contacts / for auxiliary contacts		1
Number of NO contacts / for auxiliary contacts		1
Number of change-over switches / for auxiliary contacts		0
Product function / positive opening		Yes
Number of lampholders		0
Product component / fluorescent materials		No
Product extension / optional / fluorescent materials		No

Accessories:		
Product component / holder for 3 switching elements		No

General technical details:		
Type of voltage / of the operating voltage		AC/DC
Operating voltage		
• rated value	V	5 ... 400
Operating current		
• at AC-12		
• at 24 V / rated value	A	10
• at 48 V / rated value	A	10
• at 110 V / rated value	A	10
• at 230 V / rated value	A	10
• at 400 V / rated value	A	10
• at AC-15		
• at 24 V / rated value	A	6
• at 48 V / rated value	A	6
• at 110 V / rated value	A	6
• at 230 V / rated value	A	6
• at 400 V / rated value	A	3
• at DC-12		
• at 24 V / rated value	A	10
• at 48 V / rated value	A	5
• at 110 V / rated value	A	2.5
• at 230 V / rated value	A	1
• at DC-13		
• at 24 V / rated value	A	3
• at 48 V / rated value	A	1.5
• at 110 V / rated value	A	0.7

<ul style="list-style-type: none"> <li>• at 230 V / rated value</li> <li>• for devices without incandescent lamp / according to IEC 60068-2-27</li> </ul>	A	0.3 ≤ 50g
<b>Resistance against vibration / according to IEC 60068-2-6</b>		20 ... 200 Hz: 5g
<b>Operating cycles / maximum</b>	1/h	1,000
<b>Mechanical operating cycles as operating time / typical</b>		300,000
<b>Item designation</b> <ul style="list-style-type: none"> <li>• according to DIN EN 61346-2</li> <li>• according to DIN 40719 extendable after IEC 204-2 / according to IEC 750</li> </ul>		S S
<b>Tightening torque / of the screws in the bracket / maximum</b> <ul style="list-style-type: none"> <li>• during operating</li> <li>• during storage</li> </ul>	N·m °C °C	1 -25 ... +70 -40 ... +80
<b>Protection class IP</b>		IP67
<b>climatic class / during the operating phase / according to EN 60721</b>		3K6
<b>Type of mounting</b>		front mounting
<b>Shape / of the installation hole</b>		round
<b>Installation width</b>	mm	28.5
<b>Mounting diameter</b>	mm	22
<b>Mounting height</b>	mm	24
<b>Mounting depth</b>	mm	63

#### Certificates/approvals:

General Product Approval	Test Certificates
 CCC  GOST  UL	<a href="#">Special Test Certificate</a>
Shipping Approval	other
 ABS  DNV  PRS	<a href="#">Confirmation</a> <a href="#">Environmental Confirmations</a>

#### Further information:

##### Information- and Downloadcenter (Catalogs, Brochures,...)

<http://www.siemens.com/industrial-controls/catalogs>

##### Industry Mall (Online ordering system)

<http://www.siemens.com/industrial-controls/mall>

##### Cax online generator:

<http://www.siemens.com/cax>

##### Service&Support (Manuals, Certificates, Characteristics, FAQs,...)

<http://support.automation.siemens.com/WW/view/en/3SB3601-2KA11-0PA0/all>

**last change:**

Jan 21, 2013