



SIRIUS POSITION SWITCH ATEX METAL ENCLOSURE
 56MM WIDE DEVICE CONNECTION 3X (M20X1.5) 1NO/
 1NC SNAP-ACTION CONTACTS ROT. ACTUATOR
 RIGHT/LEFT ADJ.,W. STAINLESS STEEL LEVER 30MM
 LONG AND PLASTIC ROLLER 19MM

Manufacturer article number

- of the basic unit included in the scope of supply
- of the actuator head for position switches included in the scope of supply
- of the operating lever included in the scope of supply

[3SE5122-0CA00-1DA0](#)

[3SE5000-0AH00](#)

[3SE5000-0AA11](#)

General technical details:








product designation		standard position switch
Product feature		ATEX Zone 21/22
Explosion protection category for dust		Zone 21, 94/9/EC II 2D
Insulation voltage		
<ul style="list-style-type: none"> • rated value 	V	400
Degree of pollution		class 3
Thermal current	A	6
Operating current		
<ul style="list-style-type: none"> • at AC-15 <ul style="list-style-type: none"> • at 24 V / rated value • at 125 V / rated value • at 230 V / rated value • at 400 V / rated value • at DC-13 <ul style="list-style-type: none"> • at 24 V / rated value 	A	6
	A	6
	A	6
	A	4
	A	3

<ul style="list-style-type: none"> • at 125 V / rated value • at 230 V / rated value • at 400 V / rated value 	A	0.55
	A	0.27
	A	0.1
Continuous current		
<ul style="list-style-type: none"> • of the slow DIAZED fuse link 	A	6
<ul style="list-style-type: none"> • of the quick DIAZED fuse link 	A	10
<ul style="list-style-type: none"> • of the C characteristic circuit breaker 	A	1
Mechanical operating cycles as operating time		
<ul style="list-style-type: none"> • typical 		15,000,000
Electrical operating cycles as operating time		
<ul style="list-style-type: none"> • with contactor 3RH11, 3RT1016, 3RT1017, 3RT1024, 3RT1025, 3RT1026 / typical 		10,000,000
<ul style="list-style-type: none"> • at AC-15 / at 230 V / typical 		100,000
Electrical operating cycles in one hour		
<ul style="list-style-type: none"> • with contactor 3RH11, 3RT1016, 3RT1017, 3RT1024, 3RT1025, 3RT1026 		6,000
Repeat accuracy	mm	0.05
Design of the contact element		snap-action contacts
Number of NC contacts		
<ul style="list-style-type: none"> • for auxiliary contacts 		1
Design of the switching function		positive opening
Number of NO contacts		
<ul style="list-style-type: none"> • for auxiliary contacts 		1
Resistance against vibration		0.35 mm / 5g
Resistance against shock		30g / 11 ms
Ambient temperature		
<ul style="list-style-type: none"> • during operating 	°C	-25 ... +85
<ul style="list-style-type: none"> • during storage 	°C	-40 ... +90
Width of the sensor	mm	56
Material		
<ul style="list-style-type: none"> • of the enclosure 		metal
Material / of the housing / of the switch head		metal
Design of the operating mechanism		stainless steel lever, 27 mm long, step 9 mm, plastic roller 19 mm
Actuating speed	mm/s / m/s	0.1 ... 1.5
Protection class IP		IP66/IP67
mounting position		any
Cable gland version		3 x (M20 x 1.5)
Design of the electrical connection		screw-type terminals
Item designation		

- according to DIN 40719 extendable after IEC 204-2
- according to DIN EN 61346-2

S
B

Certificates/approvals:

General Product Approval			For use in hazardous locations	Functional Safety / Safety of Machinery
 CCC	 GOST	 UL	 VDE	 ATEX
 VDE				
Declaration of Conformity	Test Certificates	other		
 EG-Konf.	Special Test Certificate	Confirmation		

Further information:

Information- and Downloadcenter (Catalogs, Brochures,...)

<http://www.siemens.com/industrial-controls/catalogs>

Industry Mall (Online ordering system)

<http://www.siemens.com/industrial-controls/mall>

CAX-Online-Generator

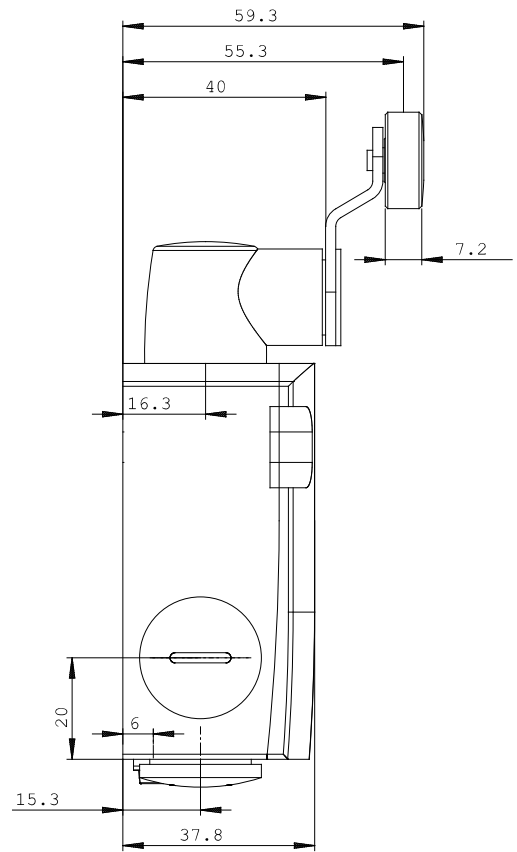
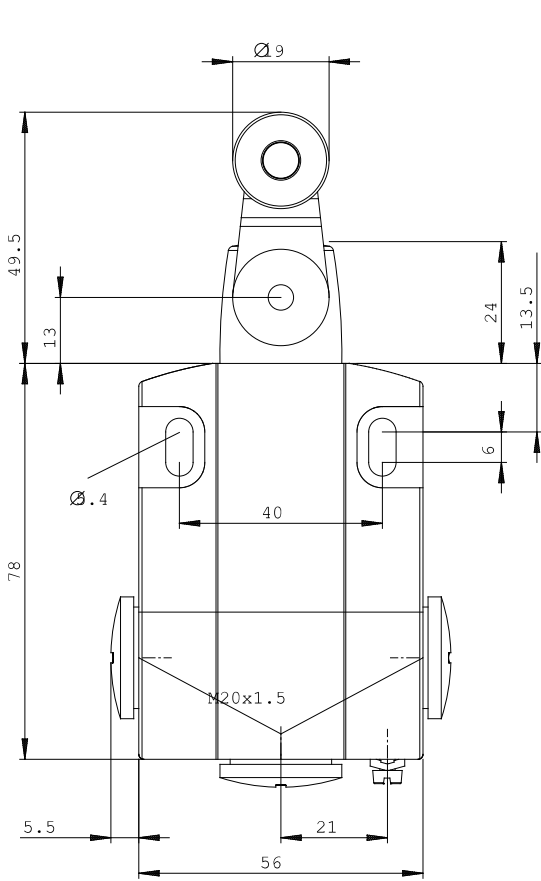
<http://www.siemens.com/cax>

Service&Support (Manuals, Certificates, Characteristics, FAQs,...)

<http://support.automation.siemens.com/WW/view/en/3SE5122-0CH11-1DA0/all>

Image database (product images, 2D dimension drawings, 3D models, device circuit diagrams, ...)

http://www.automation.siemens.com/bilddb/cax_en.aspx?mlfb=3SE5122-0CH11-1DA0



last change:

Feb 18, 2013