



SIRIUS POSITION SWITCH;
 METAL HOUSING ACC. TO EN50047,
 31MM DEVICE CONNECTION 1X M20X1.5);
 1NO/1NC SNAP-ACTION CONTACTS ADJUSTABLE
 LENGTH OF ROLLER LEVER FORM-FIT (HOLE PITCH)
 RIGHT/LEFT SIDE ADJUSTABLE W. PLASTIC ROLLER
 19MM

Manufacturer article number	
<ul style="list-style-type: none"> • of the basic unit included in the scope of supply • of the actuator head for position switches included in the scope of supply • of the operating lever included in the scope of supply 	<p>3SE5212-0CC05</p> <p>3SE5000-0AK00</p> <p>3SE5000-0AA60</p>

General technical details:

product designation		standard position switch
Explosion protection category for dust		none
Insulation voltage		
<ul style="list-style-type: none"> • rated value 	V	400
Degree of pollution		class 3
Thermal current	A	6
Operating current		
<ul style="list-style-type: none"> • at AC-15 <ul style="list-style-type: none"> • at 24 V / rated value • at 125 V / rated value • at 230 V / rated value • at 400 V / rated value • at DC-13 <ul style="list-style-type: none"> • at 24 V / rated value • at 125 V / rated value 	A	6
	A	8
	A	6
	A	4
	A	6
	A	0.55

<ul style="list-style-type: none"> • at 230 V / rated value • at 400 V / rated value 	A	0.27
	A	0.1
Continuous current		
<ul style="list-style-type: none"> • of the slow DIAZED fuse link • of the quick DIAZED fuse link • of the C characteristic circuit breaker 	A	6
	A	10
	A	2
Mechanical operating cycles as operating time		
<ul style="list-style-type: none"> • typical 		15,000,000
Electrical operating cycles as operating time		
<ul style="list-style-type: none"> • with contactor 3RH11, 3RT1016, 3RT1017, 3RT1024, 3RT1025, 3RT1026 / typical • at AC-15 / at 230 V / typical 		10,000,000
		100,000
Electrical operating cycles in one hour		
<ul style="list-style-type: none"> • with contactor 3RH11, 3RT1016, 3RT1017, 3RT1024, 3RT1025, 3RT1026 		6,000
Repeat accuracy	mm	0.05
Design of the contact element		snap-action contacts
Number of NC contacts		
<ul style="list-style-type: none"> • for auxiliary contacts 		1
Design of the switching function		positive opening
Number of NO contacts		
<ul style="list-style-type: none"> • for auxiliary contacts 		1
Resistance against vibration		0.35 mm / 5g
Resistance against shock		30g / 11 ms
Ambient temperature		
<ul style="list-style-type: none"> • during operating • during storage 	°C	-25 ... +85
	°C	-40 ... +90
Product specification		
<ul style="list-style-type: none"> • for dimensions 		EN 50047
Width of the sensor	mm	31
Material		
<ul style="list-style-type: none"> • of the enclosure 		metal
Material / of the housing / of the switch head		plastic
Design of the operating mechanism		metal lever, adjustable length with closing shape, 100 mm long, plastic roller 19 mm
Actuating speed	mm/s / m/s	0.1 ... 1.5
Protection class IP		IP66/IP67
mounting position		any
Cable gland version		1x (M20 x 1.5)
Design of the electrical connection		screw-type terminals

Item designation

- according to DIN 40719 extendable after IEC 204-2
- according to DIN EN 61346-2

S
B

Certificates/approvals:**General Product Approval****Declaration of
Conformity**

CCC



CSA



GOST



UL



VDE



EG-Konf.

Test Certificates**other**

[Special Test
Certificate](#)

[Confirmation](#)

Further information:**Information- and Downloadcenter (Catalogs, Brochures,...)**

<http://www.siemens.com/industrial-controls/catalogs>

Industry Mall (Online ordering system)

<http://www.siemens.com/industrial-controls/mall>

Cax online generator:

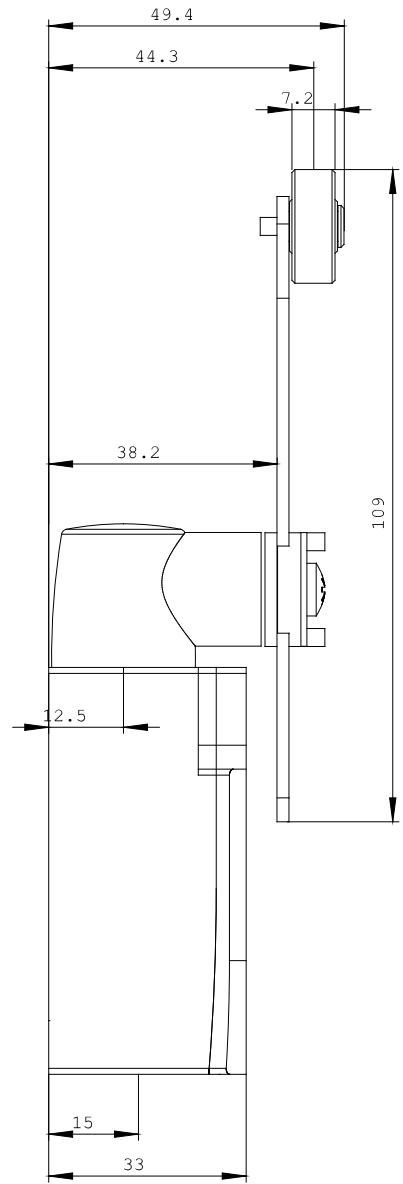
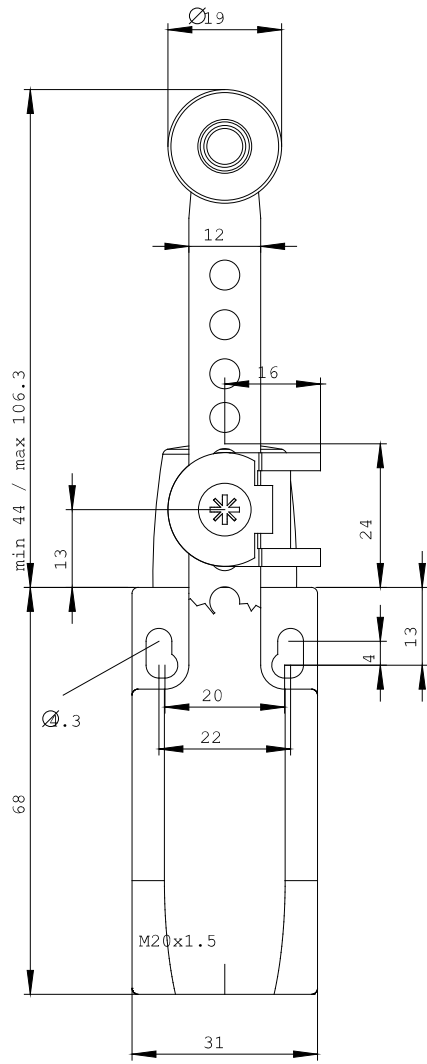
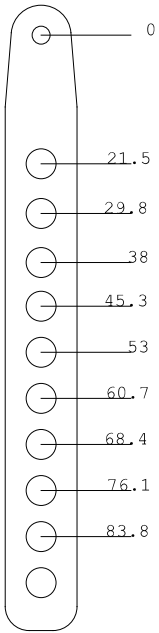
<http://www.siemens.com/cax>

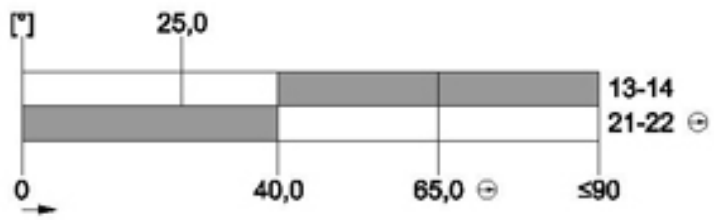
Service&Support (Manuals, Certificates, Characteristics, FAQs,...)

<http://support.automation.siemens.com/WWW/view/en/3SE5212-0CK60/all>

Image database (product images, 2D dimension drawings, 3D models, device circuit diagrams, ...)

http://www.automation.siemens.com/bilddb/cax_en.aspx?mlfb=3SE5212-0CK60





last change:

Feb 18, 2013