



SIRIUS POSITION SWITCH PLASTIC HOUSING ACC. TO EN50047,
 31MM DEVICE CONNECTION 1X (M20X1.5);
 1NO/1NC SLOW-ACTION CONTACTS TEFLON PLUNGER

| | | |
|---|--|-------------------------------|
| Manufacturer article number | | |
| <ul style="list-style-type: none"> of the basic unit included in the scope of supply | | 3SE5232-0BC05 |

| General technical details: | | |
|--|---|--------------------------|
| product designation | | standard position switch |
| Explosion protection category for dust | | none |
| Insulation voltage | | |
| <ul style="list-style-type: none"> rated value | V | 400 |
| Degree of pollution | | class 3 |
| Thermal current | A | 6 |
| Operating current | | |
| <ul style="list-style-type: none"> at AC-15 <ul style="list-style-type: none"> at 24 V / rated value at 125 V / rated value at 230 V / rated value at DC-13 <ul style="list-style-type: none"> at 24 V / rated value at 125 V / rated value at 230 V / rated value | A | 6 |
| | A | 6 |
| | A | 3 |
| | A | 3 |
| | A | 0.55 |
| | A | 0.27 |
| Continuous current | | |
| <ul style="list-style-type: none"> of the slow DIAZED fuse link | A | 6 |

| | | |
|---|------------|----------------------|
| <ul style="list-style-type: none"> • of the quick DIAZED fuse link | A | 10 |
| <ul style="list-style-type: none"> • of the C characteristic circuit breaker | A | 2 |
| Mechanical operating cycles as operating time | | |
| <ul style="list-style-type: none"> • typical | | 15,000,000 |
| Electrical operating cycles as operating time | | |
| <ul style="list-style-type: none"> • with contactor 3RH11, 3RT1016, 3RT1017, 3RT1024, 3RT1025, 3RT1026 / typical | | 10,000,000 |
| <ul style="list-style-type: none"> • at AC-15 / at 230 V / typical | | 100,000 |
| Electrical operating cycles in one hour | | |
| <ul style="list-style-type: none"> • with contactor 3RH11, 3RT1016, 3RT1017, 3RT1024, 3RT1025, 3RT1026 | | 6,000 |
| Repeat accuracy | mm | 0.05 |
| Design of the contact element | | slow-action contacts |
| Number of NC contacts | | |
| <ul style="list-style-type: none"> • for auxiliary contacts | | 1 |
| Design of the switching function | | positive opening |
| Number of NO contacts | | |
| <ul style="list-style-type: none"> • for auxiliary contacts | | 1 |
| Resistance against vibration | | 0.35 mm / 5g |
| Resistance against shock | | 30g / 11 ms |
| Ambient temperature | | |
| <ul style="list-style-type: none"> • during operating | °C | -25 ... +85 |
| <ul style="list-style-type: none"> • during storage | °C | -40 ... +90 |
| Product specification | | |
| <ul style="list-style-type: none"> • for dimensions | | EN 50047 |
| Width of the sensor | mm | 31 |
| Material | | |
| <ul style="list-style-type: none"> • of the enclosure | | plastic |
| Material / of the housing / of the switch head | | plastic |
| Design of the operating mechanism | | teflon plunger |
| Actuating speed | mm/s / m/s | 0.4 ... 1.5 |
| Minimum actuating force / in activation direction | N | 20 |
| Protection class IP | | IP65 |
| mounting position | | any |
| Cable gland version | | 1x (M20 x 1.5) |
| Design of the electrical connection | | screw-type terminals |
| Item designation | | |
| <ul style="list-style-type: none"> • according to DIN 40719 extendable after IEC 204-2 | | S |
| <ul style="list-style-type: none"> • according to DIN EN 61346-2 | | B |

Certificates/approvals:

General Product Approval

Functional Safety /
Safety of
Machinery

Declaration of
Conformity



CCC



GOST



UL



VDE



VDE



EG-Konf.

Test Certificates

other

[Special Test
Certificate](#)

[Confirmation](#)

[Vibration Test
Certificates](#)

Further information:

Information- and Downloadcenter (Catalogs, Brochures,...)

<http://www.siemens.com/industrial-controls/catalogs>

Industry Mall (Online ordering system)

<http://www.siemens.com/industrial-controls/mall>

Cax online generator:


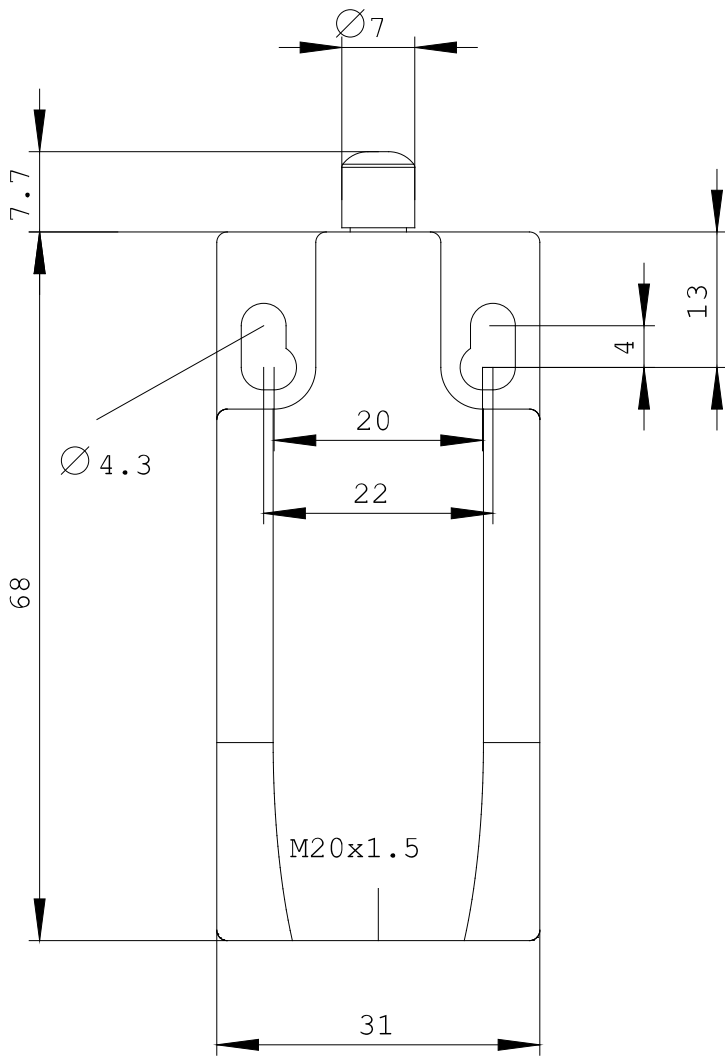
<http://www.siemens.com/cax>

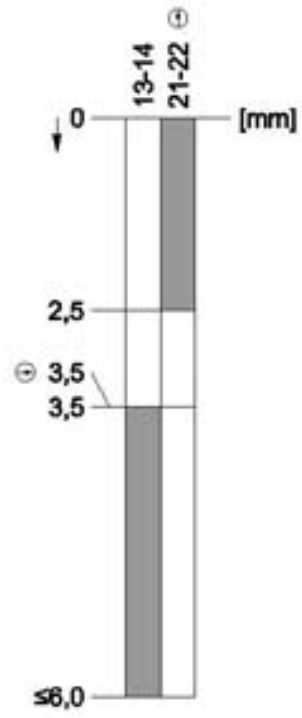
Service&Support (Manuals, Certificates, Characteristics, FAQs,...)

<http://support.automation.siemens.com/WWW/view/en/3SE5232-0BC05/all>

Image database (product images, 2D dimension drawings, 3D models, device circuit diagrams, ...)

http://www.automation.siemens.com/bilddb/cax_en.aspx?mlfb=3SE5232-0BC05





last change:

Feb 18, 2013