



SAFETY POSITION SWITCHES WITH SOLENOID INTERLOCKING LOCK. FORCE 2600N,5 APPR. DIR. METAL HOUSING,3X(M20X1.5) SPRING-LOCKED, EMERGENCY RELEASE ON REAR A. AUXILIARY RELEASE ON FRONT, MAGNET VOLTAGE 115V AC, MONITOR. OF ACTUATOR 2NC/1NO, MONITOR. OF MAGNET 2NC/1NO







General technical details:		
Explosion protection category for dust		none
Supply voltage		
• of the magnet coil	V	115
Relative ON period		
• of the magnet coil	%	100
Recorded real power		
• of the magnet coil	W	3.5
Insulation voltage		
• rated value	V	250
Degree of pollution		class 3
Thermal current	A	6
Operating current		
• at AC-15		
• at 24 V / rated value	A	6
• at 125 V / rated value	A	3
• at 230 V / rated value	A	1.5
• at DC-13		
• at 24 V / rated value	A	3
• at 125 V / rated value	A	0.55

• at 230 V / rated value	A	0.27
Continuous current		
• of the slow DIAZED fuse link	A	6
• of the quick DIAZED fuse link	A	10
• of the C characteristic circuit breaker	A	0.5
Mechanical operating cycles as operating time / typical		1,000,000
Electrical operating cycles as operating time		
• with contactor 3RH11, 3RT1016, 3RT1017, 3RT1024, 3RT1025, 3RT1026 / typical		1,000,000
Electrical operating cycles in one hour		
• with contactor 3RH11, 3RT1016, 3RT1017, 3RT1024, 3RT1025, 3RT1026		6,000
Repeat accuracy	mm	0.05
Design of the contact element		slow-action contacts
Number of NC contacts		
• for the position surveillance of the locking element		2
Number of NC contacts		
• for the position surveillance of the activation element		2
Number of NO contacts		
• for the position surveillance of the locking element		1
Number of NO contacts		
• for the position surveillance of the activation element		1
Design of the switching function		positive opening
Resistance against vibration		0.35 mm / 5g
Resistance against shock		30g / 11 ms
Ambient temperature		
• during operating	°C	-25 ... +60
• during storage	°C	-40 ... +80
Width of the sensor	mm	54
Material		
• of the enclosure		metal
Material / of the housing / of the switch head		metal
Design of the operating mechanism		5 directions of approach
Actuating speed	m/s	0.4 ... 1.5
Minimum actuating force	N	30
Protection class IP		IP65/IP67
mounting position		any
Cable gland version		3 x (M20 x 1.5)
Design of the electrical connection		screw-type terminals
Item designation		

- according to DIN 40719 extendable after IEC 204-2 / according to IEC 750
- according to DIN EN 61346-2

S
B

Certificates/approvals:

General Product Approval			Functional Safety / Safety of Machinery		Declaration of Conformity
					
CCC	CSA	GOST	VDE	VDE	EG-Konf.
Test Certificates	other				
Special Test Certificate	Confirmation				

Further information:

Information- and Downloadcenter (Catalogs, Brochures,...)

<http://www.siemens.com/industrial-controls/catalogs>

Industry Mall (Online ordering system)

<http://www.siemens.com/industrial-controls/mall>

Cax online generator:

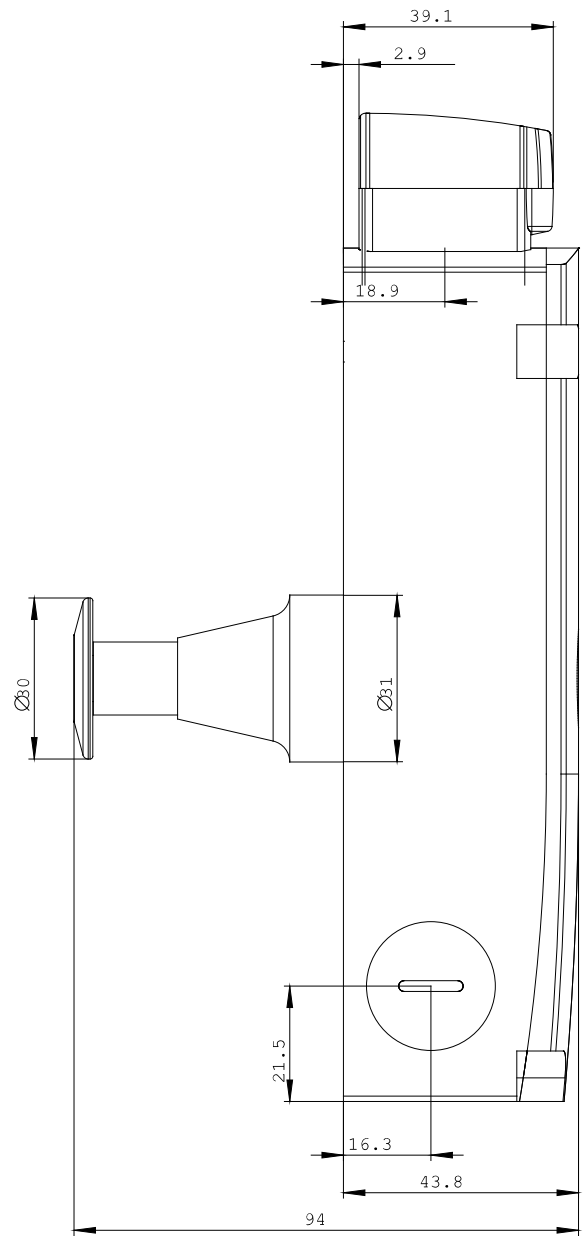
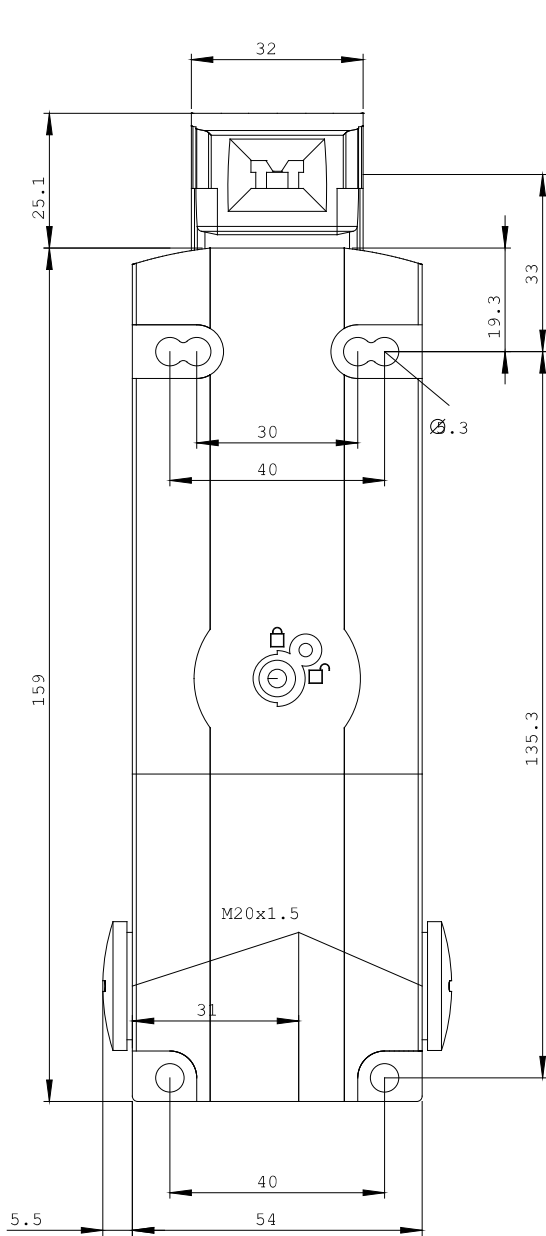
<http://www.siemens.com/cax>

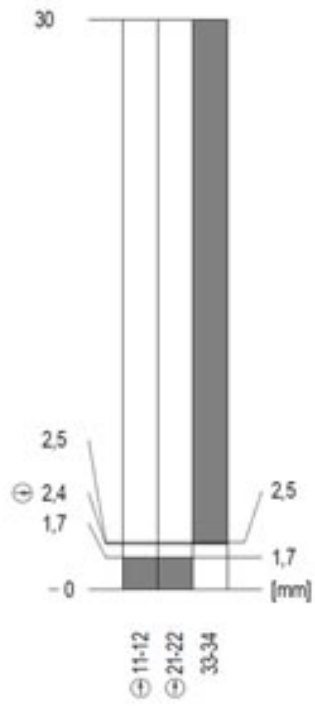
Service&Support (Manuals, Certificates, Characteristics, FAQs,...)

<http://support.automation.siemens.com/WWW/view/en/3SE5312-0SJ12/all>

Image database (product images, 2D dimension drawings, 3D models, device circuit diagrams, ...)

http://www.automation.siemens.com/bilddb/cax_en.aspx?mlfb=3SE5312-0SJ12





last change:

Jan 21, 2013