

INDICATOR LIGHT, 22MM, ROUND, PLASTIC, GREEN, SMOOTH LENS, WITH HOLDER, LED MODULE, WITH INTEGRATED LED 24V AC/DC, SCREW TERMINAL



Figure similar

product brand name	SIRIUS ACT
Product designation	Commanding and signaling devices
Design of the product	Pilot Light
Manufacturer's article number	
<ul style="list-style-type: none"> • of supplied LED module • of the supplied holder • of supplied repeater 	<p>3SU1401-1BB40-1AA0</p> <p>3SU1500-0AA10-0AA0</p> <p>3SU1001-6AA40-0AA0</p>

Enclosure:	
Number of command points	1

Actuator:	
Product extension optional Light source	Yes
Color	
<ul style="list-style-type: none"> • of the actuating element 	Green
Material of the actuating element	plastic
Shape of the actuating element	round
Outer diameter of the actuating element	29.45 mm

Front ring:	
Product component front ring	No

Holder:	
Material of the holder	Plastic
Display:	
Number of LED modules	1
Light intensity	1 400 mcd
Light intensity	900 ... 1 800 mcd
General technical data:	
Product component	
• Light source	Yes
Insulation voltage	
• rated value	320 V
Degree of pollution	3
Surge voltage resistance rated value	4 kV
Protection class IP	IP66, IP67, IP69(IP69K)
• of the terminal	IP20
Degree of protection NEMA rating	NEMA 1, 2, 3, 3R, 4, 4X, 12
Shock resistance	
• acc. to IEC 60068-2-27	Sinusoidal half-wave 50 g / 11 ms
• for railway applications acc. to DIN EN 61373	Category 1, Class B
Vibration resistance	
• acc. to IEC 60068-2-6	10 ... 500 Hz: 5g
• for railway applications acc. to DIN EN 61373	Category 1, Class B
Equipment marking	
• acc. to DIN EN 61346-2	P
• acc. to DIN EN 81346-2	P
Main circuit:	
Operating voltage	
• rated value	24 V
Relative positive tolerance of the operating voltage	20 %
Relative negative tolerance of the operating voltage	20 %
Auxiliary circuit:	
Number of NC contacts	
• for auxiliary contacts	0
Number of NO contacts	
• for auxiliary contacts	0
Number of CO contacts	
• for auxiliary contacts	0
Connections/ Terminals:	
Type of electrical connection	
• of modules and accessories	Screw-type terminal

Type of connectable conductor cross-sections	
<ul style="list-style-type: none"> • solid with core end processing • solid without core end processing • finely stranded with core end processing • finely stranded without core end processing • at AWG conductors 	2x (0.5 ... 0.75 mm ²) 2x (1.0 ... 1.5 mm ²) 2x (0.5 ... 1.5 mm ²) 2x (1,0 ... 1,5 mm ²) 2x (18 ... 14)
Connectable conductor cross-section	
<ul style="list-style-type: none"> • finely stranded with core end processing 	0.5 ... 1.5 mm ²
Tightening torque of the screws in the bracket	1 ... 1.2 N·m
Tightening torque	
<ul style="list-style-type: none"> • with screw-type terminals 	0.8 ... 0.9 N·m


Lamp:	
Type of light source	LED
Color of the light source	green

Ambient conditions:	
Ambient temperature	
<ul style="list-style-type: none"> • during operation • during storage 	-25 ... +70 °C -40 ... +80 °C
Environmental category during operation acc. to IEC 60721	3M6, 3S2, 3B2, 3K6 (with relative air humidity of 10 ... 95 %, no condensation in operation permitted for all devices behind front panel)

Installation/ mounting/ dimensions:	
Mounting type	front panel mounting
<ul style="list-style-type: none"> • of modules and accessories 	Front plate mounting
Height	40 mm
Width	30 mm
Shape of the installation opening	round
Mounting diameter	22.3 mm
Mounting height	11.8 mm
Installation width	29.5 mm
Installation depth	49.7 mm

Certificates/approvals

General Product Approval				Declaration of Conformity	Test Certificates
 CCC	 CSA	 UL		 EG-Konf.	Werksbescheinigung

Test Certificates	Shipping Approval	other
spezielle Prüfbescheinigung <u>n</u>	 PRS	Bestätigungen

Further information

Information- and Downloadcenter (Catalogs, Brochures,...)

<http://www.siemens.com/industrial-controls/catalogs>

Industry Mall (Online ordering system)

<https://mall.industry.siemens.com/mall/en/en/Catalog/product?mfb=3SU11026AA401AA0>

Cax online generator

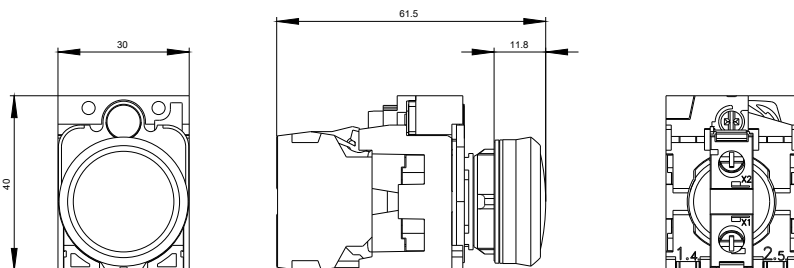
<http://support.automation.siemens.com/WW/CAXorder/default.aspx?lang=en&mfb=3SU11026AA401AA0>

Service&Support (Manuals, Certificates, Characteristics, FAQs,...)

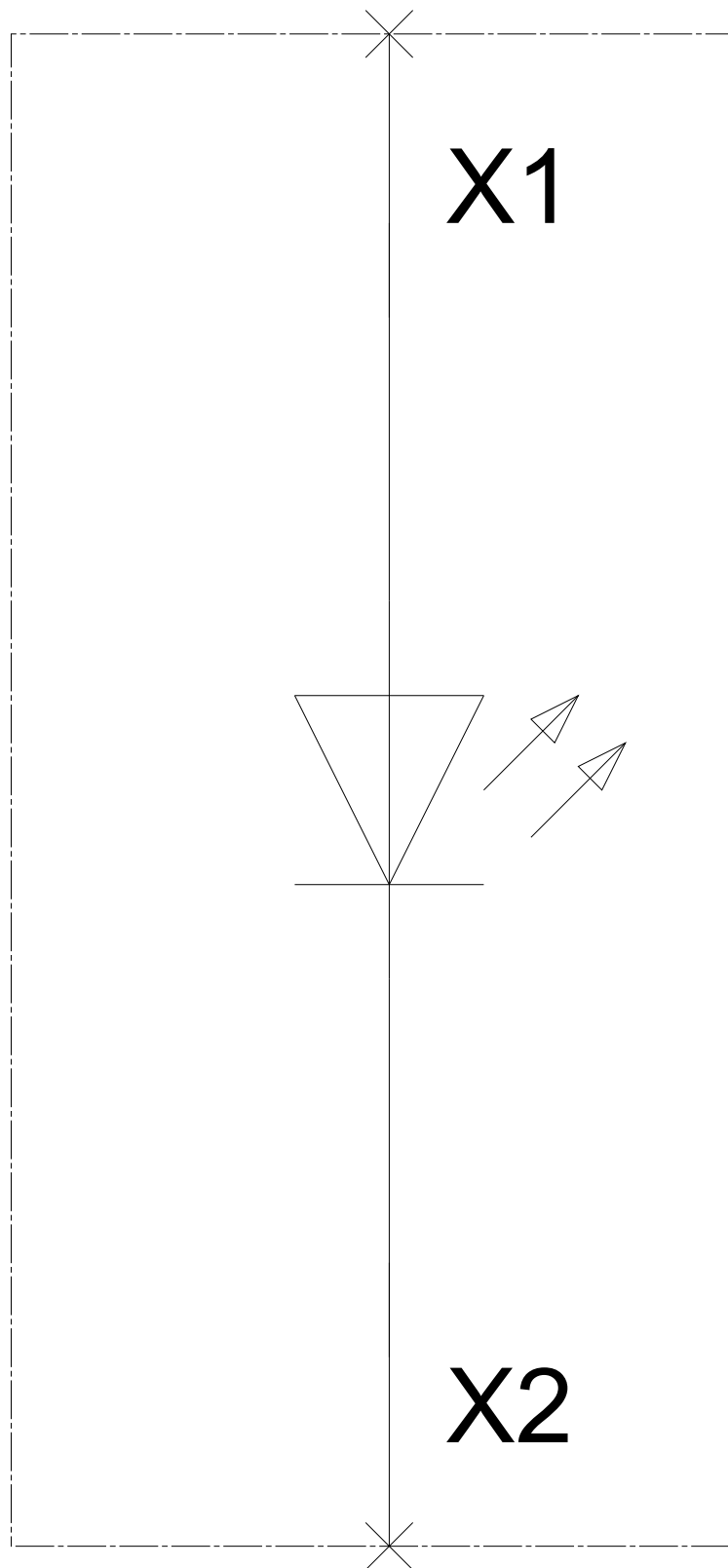
<https://support.industry.siemens.com/cs/ww/en/ps/3SU11026AA401AA0>

Image database (product images, 2D dimension drawings, 3D models, device circuit diagrams, EPLAN macros, ...)

http://www.automation.siemens.com/bilddb/cax_de.aspx?mfb=3SU11026AA401AA0&lang=en



-P
24 V AC/DC



last modified:

11.04.2016