



Figure similar

<b>product brand name</b>	SIRIUS ACT
<b>Product designation</b>	Commanding and signaling devices
<b>Design of the product</b>	Holder
<b>Manufacturer's article number</b>	
<ul style="list-style-type: none"> <li>• of supplied contact module</li> <li>• 1 of supplied contact module</li> <li>• of the supplied holder</li> </ul>	<a href="#">3SU1400-1AA10-1BA0</a> <a href="#">3SU1400-1AA10-1BA0</a> <a href="#">3SU1550-0AA10-0AA0</a>
<b>Actuator:</b>	
<b>Design of the operating mechanism</b>	3-way with module
<b>Number of contact modules</b>	1
<b>Holder:</b>	
<b>Material of the holder</b>	Metal
<b>Display:</b>	
<b>Number of LED modules</b>	0
<b>General technical data:</b>	
<b>Product function</b>	
<ul style="list-style-type: none"> <li>• positive opening</li> </ul>	No
<b>Product component</b>	

• diode	No
• lamp transformer	No
• Light source	No
• series resistor	No
<b>Insulation voltage</b>	
• rated value	500 V
<b>Degree of pollution</b>	3
<b>Surge voltage resistance rated value</b>	6 kV
<b>Protection class IP</b>	
• of the terminal	IP20
<b>Shock resistance</b>	
• acc. to IEC 60068-2-27	Sinusoidal half-wave 50 g / 11 ms
• for railway applications acc. to DIN EN 61373	Category 1, Class B
<b>Vibration resistance</b>	
• acc. to IEC 60068-2-6	10 ... 500 Hz: 5g
• for railway applications acc. to DIN EN 61373	Category 1, Class B
<b>Operating frequency maximum</b>	3 600 1/h
<b>Mechanical service life (switching cycles)</b>	
• typical	10
<b>Thermal current</b>	10 A
<b>Equipment marking</b>	
• acc. to DIN EN 61346-2	U
• acc. to DIN EN 81346-2	U
<b>Continuous current of the C characteristic MCB</b>	10 A; for a short-circuit current smaller than 400 A
<b>Continuous current of the quick DIAZED fuse link</b>	10 A
<b>Continuous current of the DIAZED fuse link gG</b>	10 A

#### Main circuit:

<b>Operating voltage</b>	
• at AC	
— at 50 Hz rated value	5 ... 500 V
— at 60 Hz rated value	5 ... 500 V
• at DC	
— rated value	5 ... 500 V

#### Power Electronics:

<b>Contact reliability</b>	One maloperation per 100 million (17 V, 5 mA), one maloperation per 10 million (5 V, 1 mA)
----------------------------	--

#### Auxiliary circuit:

<b>Design of the contact of auxiliary contacts</b>	Silver alloy
<b>Number of NC contacts</b>	
• for auxiliary contacts	0
<b>Number of NO contacts</b>	

<ul style="list-style-type: none"> <li>• for auxiliary contacts</li> </ul>	1
<b>Number of CO contacts</b>	
<ul style="list-style-type: none"> <li>• for auxiliary contacts</li> </ul>	0
<b>Operating current at AC-15</b>	
<ul style="list-style-type: none"> <li>• at 230 V rated value</li> </ul>	6 A

#### Connections/ Terminals:

<b>Type of electrical connection</b>	
<ul style="list-style-type: none"> <li>• of modules and accessories</li> </ul>	Screw-type terminal
<b>Type of connectable conductor cross-sections</b>	
<ul style="list-style-type: none"> <li>• solid with core end processing</li> </ul>	2x (0.5 ... 0.75 mm <sup>2</sup> )
<ul style="list-style-type: none"> <li>• solid without core end processing</li> </ul>	2x (1.0 ... 1.5 mm <sup>2</sup> )
<ul style="list-style-type: none"> <li>• finely stranded with core end processing</li> </ul>	2x (0.5 ... 1.5 mm <sup>2</sup> )
<ul style="list-style-type: none"> <li>• finely stranded without core end processing</li> </ul>	2x (1,0 ... 1,5 mm <sup>2</sup> )
<ul style="list-style-type: none"> <li>• at AWG conductors</li> </ul>	2x (18 ... 14)
<b>Connectable conductor cross-section</b>	
<ul style="list-style-type: none"> <li>• finely stranded with core end processing</li> </ul>	0.5 ... 1.5 mm <sup>2</sup>
<b>Tightening torque of the screws in the bracket</b>	1 ... 1.2 N·m
<b>Tightening torque</b>	
<ul style="list-style-type: none"> <li>• with screw-type terminals</li> </ul>	0.8 ... 0.9 N·m
<ul style="list-style-type: none"> <li>• for grounding</li> </ul>	0.8 ... 1 N·m

#### Ambient conditions:


<b>Ambient temperature</b>	
<ul style="list-style-type: none"> <li>• during operation</li> </ul>	-25 ... +70 °C
<ul style="list-style-type: none"> <li>• during storage</li> </ul>	-40 ... +80 °C
<b>Environmental category during operation acc. to IEC 60721</b>	3M6, 3S2, 3B2, 3C3, 3K6 (with relative air humidity of 10 ... 95 %, no condensation in operation permitted)

#### Installation/ mounting/ dimensions:

<b>Mounting type</b>	front mounting
<ul style="list-style-type: none"> <li>• of modules and accessories</li> </ul>	Front plate mounting
<b>Height</b>	40 mm
<b>Width</b>	30 mm
<b>Shape of the installation opening</b>	round
<b>Installation width</b>	30 mm
<b>Installation depth</b>	49.8 mm

#### Certificates/approvals

General Product Approval				Declaration of Conformity	Test Certificates
 CCC	 CSA	 UL		 EG-Konf.	<a href="#">Werksbescheinigung</a>

Test Certificates	Shipping Approval	other
<a href="#">spezielle Prüfbescheinigung</a> <a href="#">n</a>	 PRS	<a href="#">Bestätigungen</a>

### Further information

#### Information- and Downloadcenter (Catalogs, Brochures,...)

<http://www.siemens.com/industrial-controls/catalogs>

#### Industry Mall (Online ordering system)

<https://mall.industry.siemens.com/mall/en/en/Catalog/product?mfb=3SU15501AA101BA0>

#### Cax online generator

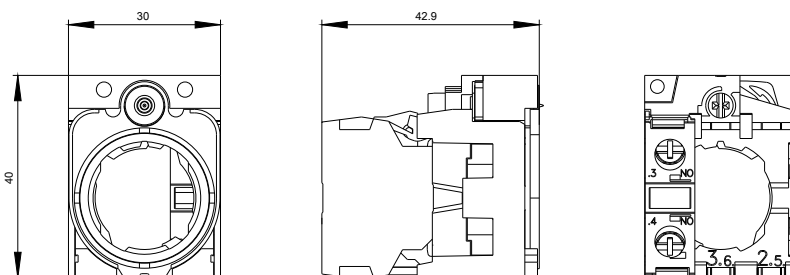
<http://support.automation.siemens.com/WW/CAXorder/default.aspx?lang=en&mfb=3SU15501AA101BA0>

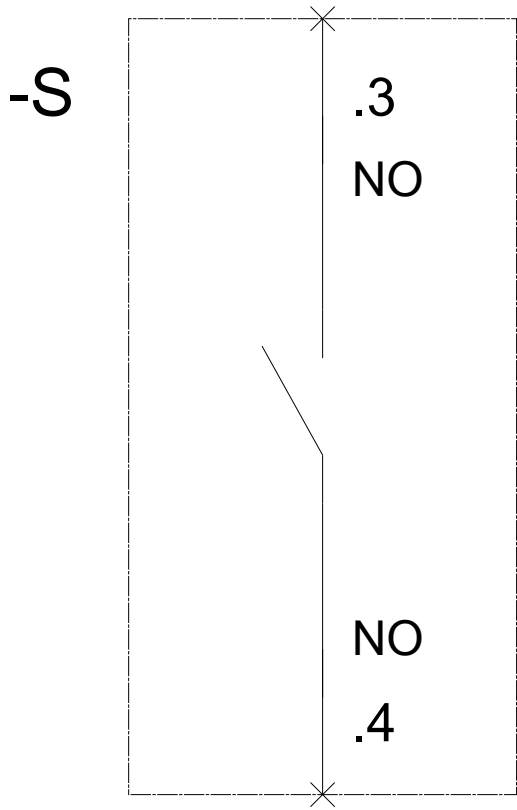
#### Service&Support (Manuals, Certificates, Characteristics, FAQs,...)

<https://support.industry.siemens.com/cs/ww/en/ps/3SU15501AA101BA0>

#### Image database (product images, 2D dimension drawings, 3D models, device circuit diagrams, EPLAN macros, ...)

[http://www.automation.siemens.com/bilddb/cax\\_de.aspx?mfb=3SU15501AA101BA0&lang=en](http://www.automation.siemens.com/bilddb/cax_de.aspx?mfb=3SU15501AA101BA0&lang=en)





last modified:

12.04.2016