



CONTACTOR SIZE 12,  
2-POLE DC-3 AND 5,RATD.OPER.CURR. 400A AUXILIARY  
CONTACTS 22 (2NO+2NC) AC OPERATION AC 240V  
50HZ/AC 288V 60HZ

### General details:

<b>Size of the contactor</b>		12
<b>Number of poles</b>		2
<b>Reference code / according to DIN 40719 extended according to IEC 204-2 / according to IEC 750</b>		K
<b>Reference code / according to DIN EN 61346-2</b>		Q
<b>Protection class IP</b>		IP00
<b>Ambient temperature</b>		
• during operating	°C	-25 ... +55

### Control circuit:

<b>Type of voltage</b>		AC
<b>Control supply voltage</b>		
• at 50 Hz / at AC / rated value / minimum	V	240
• at 50 Hz / at AC / rated value / maximum	V	240
• at 60 Hz / at AC / rated value / minimum	V	288
• at 60 Hz / at AC / rated value / maximum	V	288

### Main circuit:

<b>Number of NO contacts / for main contacts</b>		2
<b>Number of NC contacts / for main contacts</b>		0

<b>Operating current</b>		
• at DC-3 / at DC-5 / at 440 V / rated value	A	400
• at DC-3 / at DC-5 / at 220 V / rated value	A	400
• at DC-3 / at DC-5 / at 600 V / rated value	A	400
• at DC-3 / at DC-5 / at 750 V / rated value	A	400
<b>Service power</b>		
• at DC-3 / at DC-5 / at 110 V / rated value	kW	35
• at DC-3 / at DC-5 / at 220 V / rated value	kW	70
• at DC-3 / at DC-5 / at 440 V / rated value	kW	140
• at DC-3 / at DC-5 / at 600 V / rated value	kW	200
• at DC-3 / at DC-5 / at 750 V / rated value	kW	250

#### Auxiliary circuit:

<b>Identification number and letter for switching elements</b>		22
<b>Number of NO contacts / for auxiliary contacts</b>		2
<b>Number of NC contacts / for auxiliary contacts</b>		2
<b>Number of changeover contacts / for auxiliary contacts</b>		0






#### Connection type:

<b>Design of the electrical connection / for main current circuit</b>		screw-type terminals
<b>Design of the electrical connection / for auxiliary and control current circuit</b>		screw-type terminals

#### Mechanical design:

<b>Mounting type</b>		screw fixing
<b>Mounting type / series installation</b>		Yes
<b>Width</b>	mm	160
<b>Height</b>	mm	278.5
<b>Depth</b>	mm	255

#### Certificates/approvals:

General Product Approval		Test Certificates	Shipping Approval
 CCC	 CSA		 UL
		<a href="#">Special Test Certificate</a>	 RMRS
<b>other</b>			
<a href="#">Declaration of Conformity</a>		<a href="#">other</a>	

#### Further information:

**Information- and Downloadcenter (Catalogs, Brochures,...)**  
<http://www.siemens.com/industrial-controls/catalogs>

---

Industry Mall (Online ordering system)

<http://www.siemens.com/industrial-controls/mall>

---

Cax online generator:

<http://www.siemens.com/cax>

---

Service&Support (Manuals, Certificates, Characteristics, FAQs,...)

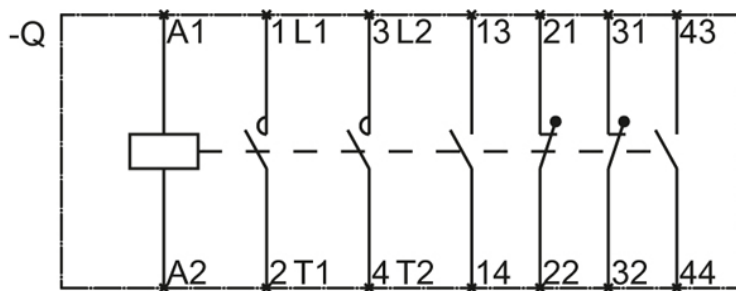
<http://support.automation.siemens.com/WW/view/en/3TC5617-0BU0/all>

---

Image database (product images, 2D dimension drawings, 3D models, device circuit diagrams, ...)

[http://www.automation.siemens.com/bilddb/cax\\_en.aspx?mlfb=3TC5617-0BU0](http://www.automation.siemens.com/bilddb/cax_en.aspx?mlfb=3TC5617-0BU0)

---



last change:

Aug 4, 2014