



CONTACTOR, SIZE 00, 3-POLE AC-3,  
4KW/400V, SCREW CONNECTION AUXILIARY CONTACTS  
11E(1NO+1NC) WIDTH 45MM AC OPERATION AC 230V  
50/60HZ

**General details:**

Size of the contactor		0
Protection class IP / on the front		IP20
Ambient temperature / during operating	°C	55 ... -25
Reference code / according to DIN 40719 extended according to IEC 204-2 / according to IEC 750		K
Reference code / according to DIN EN 61346-2		Q

**Main circuit:**

Number of poles / for main current circuit		3
Operating current / at AC-1 / at 400 V		
• at 40 °C ambient temperature / rated value	A	16
Number of NC contacts / for main contacts		0
Number of NO contacts / for main contacts		3
Operating current / at AC-3 / at 400 V / rated value	A	9
Operating performance		
• at AC-3 / at 400 V / rated value	kW	4
• at AC-1 / at 400 V / rated value	kW	10

**Control circuit:**

Design of activation / of the operating mechanism		conventional
---	--	--------------

<b>Voltage type / of control feed voltage</b>		AC
<b>Control supply voltage frequency</b>		
• 1 / rated value	Hz	50
• 2 / rated value	Hz	60
<b>Control supply voltage</b>		
• at 50 Hz / at AC / rated value	V	230
• at 60 Hz / at AC / rated value	V	230

#### Auxiliary circuit:

<b>Number of NC contacts / for auxiliary contacts</b>		
• lagging switching		0
• instantaneous switching		1
<b>Number of NO contacts / for auxiliary contacts</b>		
• leading switching		0
• instantaneous switching		1









#### Connection type:

<b>Design of the electrical connection</b>		
• for main current circuit		screw-type terminals
• for auxiliary and control current circuit		screw-type terminals
<b>Identification number and letter for switching elements</b>		11 E

#### Mechanical design:

<b>Mounting type</b>		screw and snap-on mounting onto 35 mm standard mounting rail according to DIN EN 50022
<b>Mounting type / series installation</b>		Yes
<b>Width</b>	mm	45
<b>Height</b>	mm	48
<b>Depth</b>	mm	96

#### Certificates/approvals:

General Product Approval		Functional Safety / Safety of Machinery	Test Certificates
			
CCC	CSA		UL
		<a href="#">Type Examination</a>	<a href="#">Special Test Certificate</a>
Shipping Approval		other	
			
DNV	GL	LRS	<a href="#">Declaration of Conformity</a>
		<a href="#">other</a>	<a href="#">Environmental Confirmations</a>

#### Further information:

---

**Information- and Downloadcenter (Catalogs, Brochures,...)**

<http://www.siemens.com/industrial-controls/catalogs>

---

**Industry Mall (Online ordering system)**

<http://www.siemens.com/industrial-controls/mall>

---

**Cax online generator:**

<http://www.siemens.com/cax>

---

**Service&Support (Manuals, Certificates, Characteristics, FAQs,...)**

<http://support.automation.siemens.com/WW/view/en/3TF2211-0AL2/all>

---

**Image database (product images, 2D dimension drawings, 3D models, device circuit diagrams, ...)**

[http://www.automation.siemens.com/bilddb/cax\\_en.aspx?mlfb=3TF2211-0AL2](http://www.automation.siemens.com/bilddb/cax_en.aspx?mlfb=3TF2211-0AL2)

---

**last change:**

Jul 21, 2014