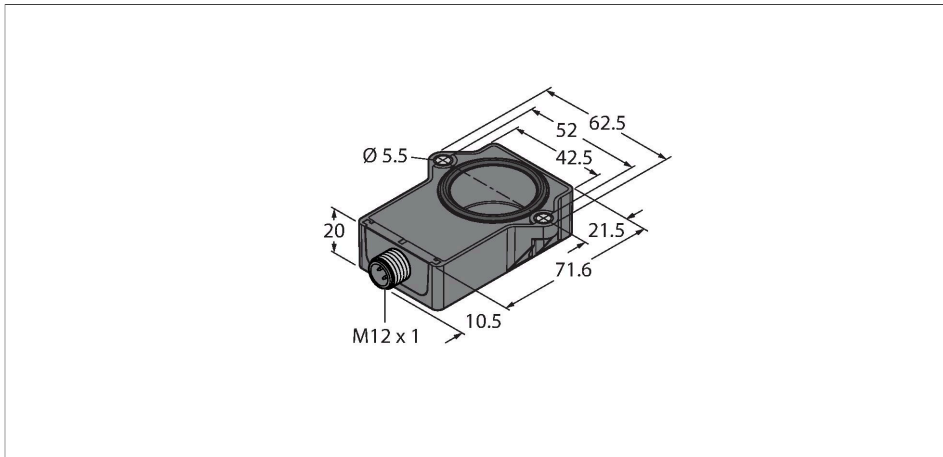


RI120P1-QR20-LU4X2-H1141

Miniature Encoder – With Analog Output

Premium Line



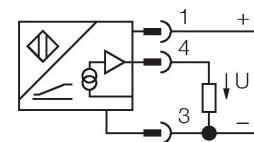
Technical data

Type	RI120P1-QR20-LU4X2-H1141
Ident. no.	100000206
Measuring principle	Inductive
Starting torque shaft load (radial / axial)	Not applicable because of contactless measuring principle
Resolution	0.09°
Measuring range	-60...+60 °
Nominal distance	1 mm
Repeat accuracy	≤ 0.075 % of full scale
Linearity deviation	≤ 1.25 %f.s.
Temperature drift	≤ ± 0.01 % / K
Ambient temperature	-40...+85 °C
Storage temperature	-40...+125 °C
Temperature changes (EN60068-2-14)	-40... +85 °C; 20 cycles
Operating voltage	8...30 VDC
Residual ripple	≤ 10 % U _{ss}
Isolation test voltage	≤ 0.5 kV
Short-circuit protection	yes
Wire breakage/Reverse polarity protection	no / yes (voltage supply)
Output type	Absolute singleturn
Output function	3-wire, Analog output
Voltage output	0.5...4.5 V
Diagnostic	Positioning element not detected: Output signal 5 V

Features

- Rectangular, plastic
- Compact, rugged housing
- Many mounting possibilities
- For vehicle board nets, 12 V and 24 V
- Increased interference immunity 100 V/m following the e1 type approval
- Protection against conducted interference acc. to DIN ISO 7637-2 (SAE J 113-11)
- Extended temperature range
- High protection class IP68/IP69K
- Protection against salt spray and rapid temperature changes
- Measuring range displayed via LED
- Immune to electromagnetic interference
- Resolution: 0.09°
- 3-wire, 8...30 VDC
- Analog output 0.5...4.5 V
- Output 5 V (typ.) where there is no RLC coupling

Wiring diagram



Functional principle

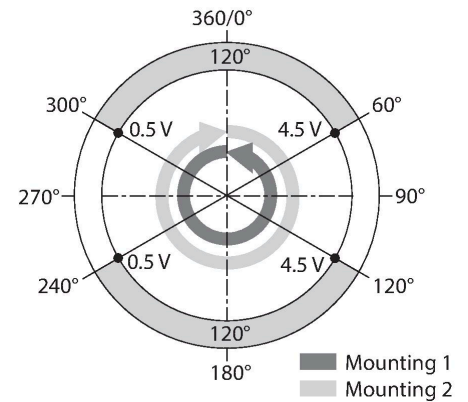
These sensors are extremely reliable even under the most extreme environmental conditions. Their extremely robust design

Technical data

Load resistance voltage output	≥ 4.7 kΩ
Sample rate	800 Hz
Load-dump protection (DIN ISO 7637-2)	Severity degree IV/Level 4
Current consumption	< 100 mA
Design	Rectangular, QR20
Dimensions	71.6 x 62.5 x 20 mm
Flange type	Flange without mounting element
Shaft Type	Blind hole shaft
Shaft diameter D [mm]	6 6.35
Housing material	Plastic, Ultem
Electrical connection	Connector, M12 × 1
Vibration resistance	55 Hz (1 mm)
Vibration resistance (EN 60068-2-6)	20 g; 10...3000 Hz; 50 cycles; 3 axes
Shock resistance (EN 60068-2-27)	100 g; 11 ms ½ sine; 3 × each; 3 axes
Continuous shock resistance (EN 60068-2-29)	40 g; 6 ms ½ sinus; each 4000 x; 3 axes
Salt spray test (EN 60068-2-52)	Severity degree 5 (4 test cycles)
Protection class	IP68 / IP69K
MTTF	423 years acc. to SN 29500 (Ed. 99) 40 °C
Power-on indication	LED, Green
Measuring range display	multifunction LED, green green flashing

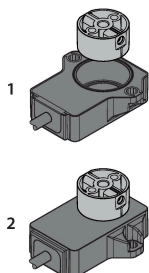
meets the requirements for the IP68 and IP69K protection ratings.

Thanks to their excellent resistance to constant shocks and thermal shock resistance, they are the ideal choice for mobile applications, such as road construction vehicles and agricultural machinery.



Mounting instructions

Mounting instructions/Description



There are two different mounting options. One option is to position the positioning element above the sensor housing. However, it can also be mounted so that the sensor housing completely encloses the positioning element.

LED function

Operating voltage

Green: Power on

Displayed measuring range

Green: Positioning element is in the detection range

Green flashing: Positioning element is within the measuring range, low signal intensity (e.g. distance too large)

Off: Positioning element is outside the detection range

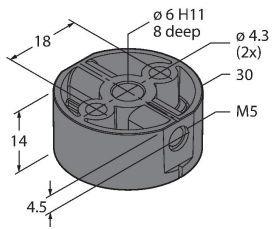
Inductive measuring principle provides more safety

Due to the measuring principle, which is based on the functional principle of an RLC coupling, the sensor operates absolutely wear-free and is immune to magnetized ironware and other interferences. The amplitude of the signal can be changed by metal parts, which in turn affects the accuracy. Owing to the differential analysis, the output signal remains almost unchanged, even if the position of the positioning element deviates from the ideal axis of rotation. The distance between the sensor and the positioning element can be up to 5 mm, whereby the nominal distance is 1 mm.

Accessories

P1-RI-QR20

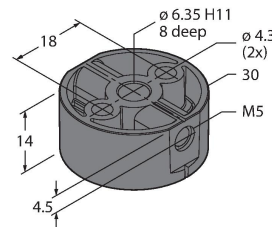
1593041



Positioning element for encoder RI-QR20, for Ø 6 mm shafts

P2-RI-QR20

1593042



Positioning element for encoder RI-QR20, for Ø 6.35 mm shafts