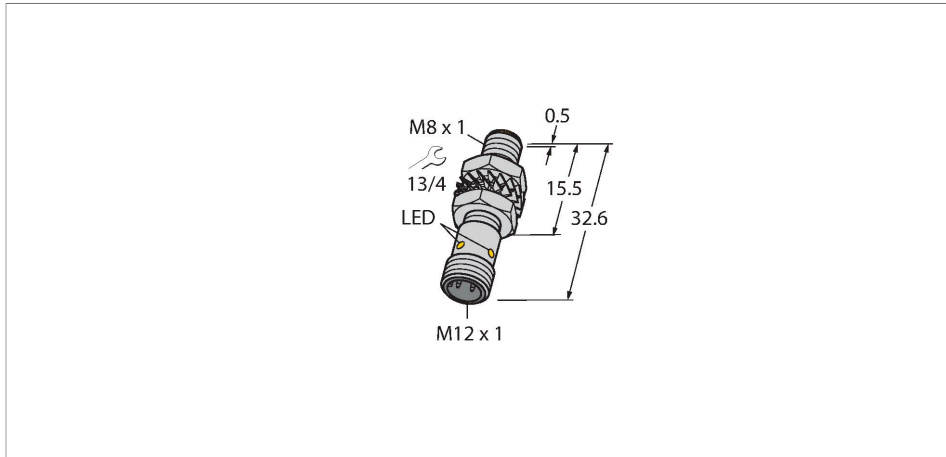


BI3-M08KK-AP6X-H1341

Inductive Sensor – With Increased Switching Distance



Features

- Threaded barrel, M8 x 1
- Nickel-plated brass
- Large sensing range
- DC 3-wire, 10...30 VDC
- NO contact, PNP output
- M12 x 1 male connector

Wiring diagram



Technical data

Type	BI3-M08KK-AP6X-H1341
Ident. no.	4602940
Rated switching distance	3 mm
Mounting conditions	Flush
Secured operating distance	$\leq (0.81 \times S_n)$ mm
Correction factors	St37 = 1; Al = 0.3; stainless steel = 0.7; Ms = 0.4
Repeat accuracy	≤ 2 % of full scale
Temperature drift	$\leq \pm 10$ %
Hysteresis	3...15 %
Ambient temperature	-25...+70 °C
Operating voltage	10...30 VDC
Residual ripple	≤ 10 % U_{ss}
DC rated operational current	≤ 100 mA
No-load current	≤ 20 mA
Residual current	≤ 0.1 mA
Isolation test voltage	≤ 0.5 kV
Short-circuit protection	yes / Cyclic
Voltage drop at I_o	≤ 2.5 V
Wire breakage/Reverse polarity protection	yes / Complete
Output function	3-wire, NO contact, PNP
Switching frequency	2.8 kHz
Design	Threaded barrel, M8 x 1
Dimensions	32.6 mm

Functional principle

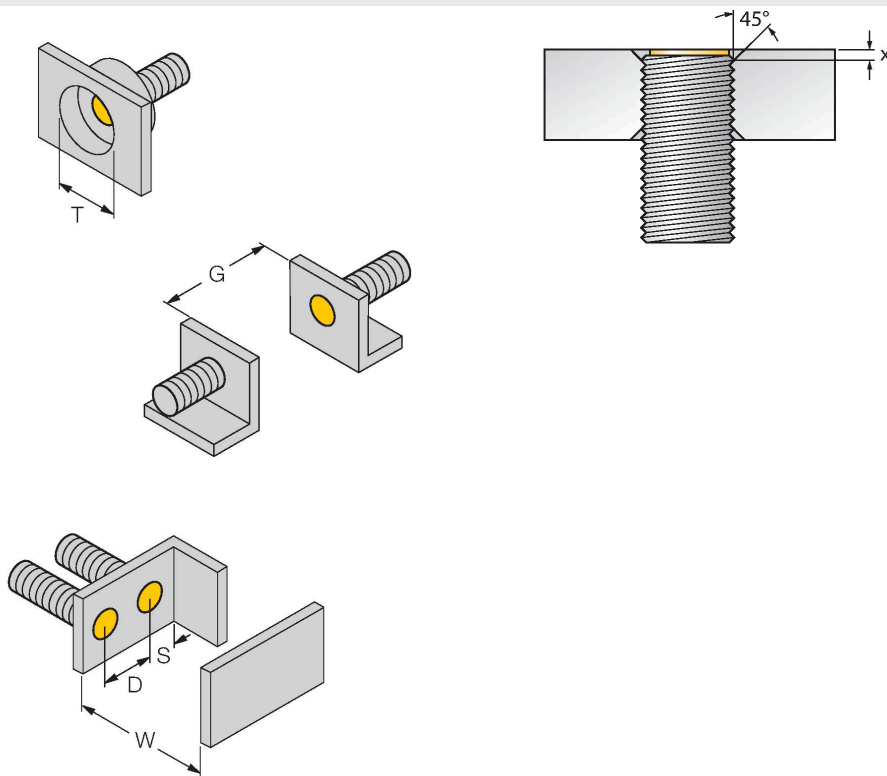
Inductive sensors detect metal objects contactless and wear-free. For this, they use a high-frequency electromagnetic AC field that interacts with the target. Inductive sensors generate this field via an RLC circuit with a ferrite coil.

Technical data

Housing material	Metal, CuZn, Nickel-plated
Active area material	Plastic, PP-GF20
Max. tightening torque of housing nut	7 Nm
Electrical connection	Connector, M12 × 1
Vibration resistance	55 Hz (1 mm)
Shock resistance	30 g (11 ms)
Protection class	IP67
MTTF	2283 years acc. to SN 29500 (Ed. 99) 40 °C
Switching state	LED, Yellow

Mounting instructions

Mounting instructions/Description

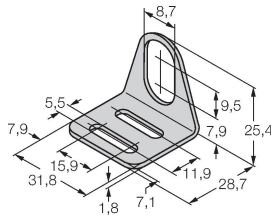


Distance D	2 x B
Distance W	3 x Sn
Distance T	3 x B
Distance S	1.5 x B
Distance G	6 x Sn
Diameter active area B	Ø 8 mm

Flush installation in brass, aluminium and stainless steel with the supplied nuts is possible without restrictions.
If installed flush in steel, a phase of 45° and min. depth of 1.7 mm (dimension X) must be observed.

Accessories

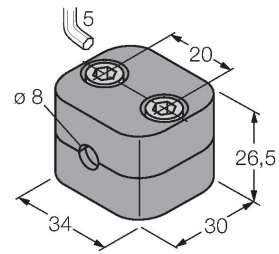
MW-08 6945008



Mounting bracket for threaded barrel sensors; material: Stainless steel A2 1.4301 (AISI 304)

Technical drawing showing dimensions: 8,7, 5,5, 7,9, 15,9, 31,8, 1,8, 7,1, 11,9, 28,7, 7,9, 9,5, 25,4.

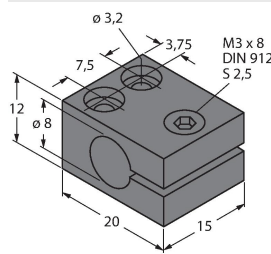
BSS-08 6901322



Mounting clamp for smooth and threaded barrel sensors; material: Polypropylene

Technical drawing showing dimensions: 5, 20, 26,5, 30, 34, 8.

MBS80 69479

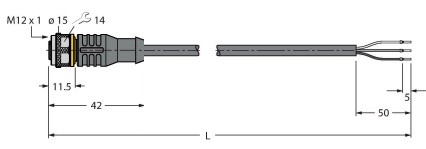


Mounting clamp for smooth barrel sensors; mounting block material: Anodized aluminum

Technical drawing showing dimensions: 7,5, 3,75, M3 x 8 DIN 912 5,2,5, 12, 8, 20, 15.

Wiring accessories

Dimension drawing	Type	Ident. no.	
	RKC4T-2/TEL	6625010	Connection cable, female M12, straight, 3-pin, cable length: 2 m, sheath material: PVC, black; cULus approval; other cable lengths and qualities available, see www.turck.com



B13-M08KK-AP6X-H1341 | 12/03/2020 05-50 | technical changes reserved