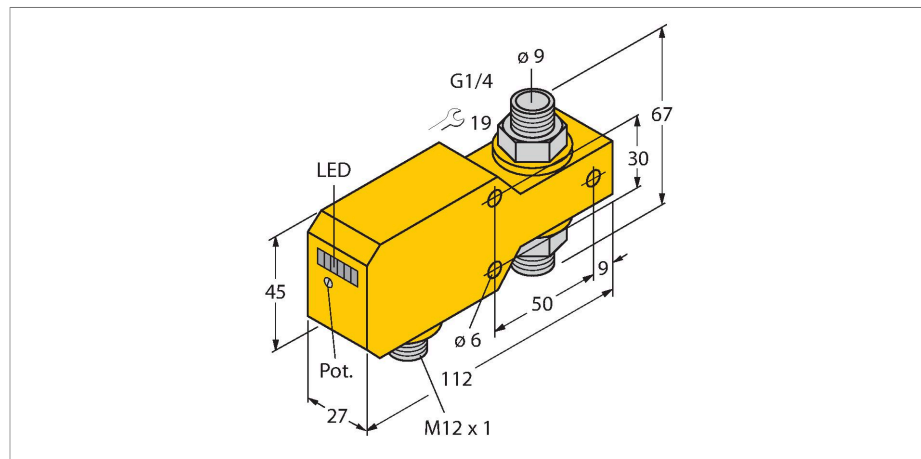


FCI-D10A4P-AP8X-H1141

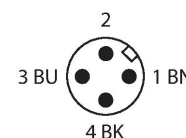
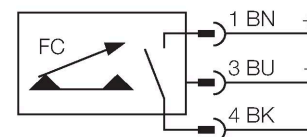
Flow Monitoring – Inline Sensor with Integrated Processor



Features

- Flow sensor for liquid media
- Calorimetric principle
- Adjustment via potentiometer
- LED band
- Operating range 0.1...6 l/min
- DC 3-wire, 19.2...28.8 VDC
- NO contact, PNP output
- Connector device, M12 x 1

Wiring diagram



Functional principle

The function of the inline flow sensors is based on the thermo-dynamic principle. Heat is generated in a measuring tube and absorbed by the flowing medium. The transported heat loss is thus a measure of the flow speed. Thus TURCK's wear-free flow sensors reliably monitor the flow of gaseous and liquid media. A low pressure drop and fast response to flow rate variations are the outstanding features of these devices.

Technical data

Ident. no.	6870642
Type	FCI-D10A4P-AP8X-H1141
Mounting	Inline sensor
Flow operating range	0,1...6 l/min
Stand-by time	5...15 s
Switch-on time	0.5...1 s
Switch-off time	0.5...1 s
Temperature gradient	≤ 400 K/min
Medium temperature	0...+80 °C
Ambient temperature	0...+60 °C
Operating voltage	19.2...28.8 VDC
Current consumption	≤ 50 mA
Output function	PNP, NO contact
Rated operational current	0.2 A
Voltage drop at I _e	≤ 1.5 V
Short-circuit protection	yes
Reverse polarity protection	yes
Protection class	IP67
Design	Inline
Housing material	Plastic, PBT
Sensor material	Stainless steel, V4A (1.4571)
Max. tightening torque housing nut	30 Nm
Electrical connection	Connector, M12 x 1
Process Pressure	20 bar

Technical data

Process connection	G 1/4"
Switching state	LED chain, Green/Yellow/Red
Flow state display	LED chain
Indication: Drop below setpoint	LED red
Indication: Setpoint reached	LED yellow
Indication: Setpoint exceeded	4 x LEDs green