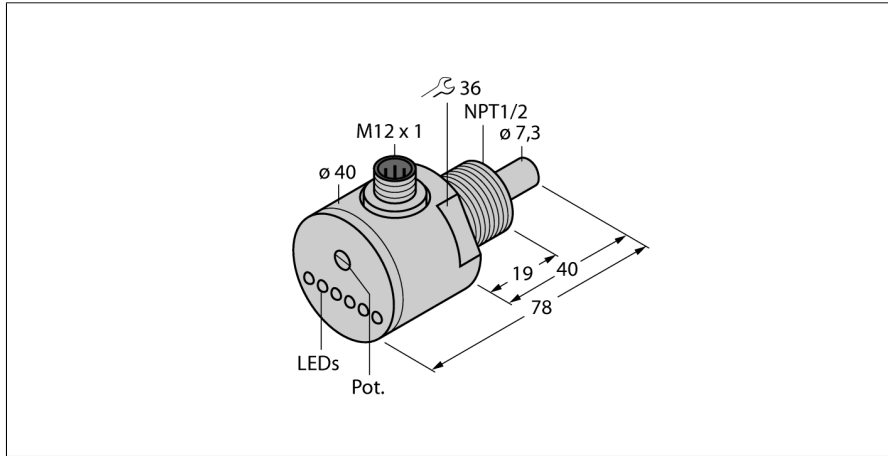


## Flow monitoring

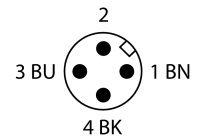
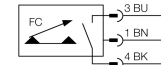
### Immersion sensor with integrated processor

#### FCS-N1/2A4-AN8X-H1141



- Flow sensor for liquid media
- Calorimetric principle
- Adjustment via potentiometer
- LED band
- DC 3-wire, 21...26 VDC
- NO contact, NPN output
- Connector device, M12 × 1

#### Wiring Diagram



**Type designation** FCS-N1/2A4-AN8X-H1141  
**Ident-No.** 6871010

Mounting	Immersion sensor
Water Operating Range	1...150 cm/s
Oil Operating Range	3...300 cm/s
Stand-by time	typ. 8 s (2...15 s)
Switch-on time	typ. 2 s (1...15 s)
Switch-off time	typ. 2 s (1...15 s)
Temperature jump, response time	max. 12 s
Temperature gradient	≤ 250 K/min
Medium temperature	-20...+80 °C
Ambient temperature	-20...+80 °C

Operating voltage	19.2...28.8 VDC
Current consumption	≤ 70 mA
Output function	NPN, NO contact
Rated operational current	0.4 A
Voltage drop at I <sub>e</sub>	≤ 1.5 V
Short-circuit protection	yes
Reverse polarity protection	yes
Protection class	IP67

Design	Immersion
Housing material	Stainless steel, V4A (1.4571)
Sensor material	Stainless steel, V4A (1.4571)
Max. tightening torque housing nut	30 Nm
Electrical connection	Connector, M12 × 1
Pressure resistance	100 bar
Process connection	NPT 1/2"

Switching state	LED chain, Green/Yellow/Red
Flow state display	LED chain
Indication: Drop below setpoint	LED red
Indication: Setpoint reached	LED yellow
Indication: Setpoint exceeded	4 x LEDs green

#### Functional principle

Our insertion - flow sensors operate on the principle of thermodynamics. The measuring probe is heated by several °C as against the flow medium. When fluid moves along the probe, the heat generated in the probe is dissipated. The resulting temperature is measured and compared to the medium temperature. The flow status of every medium can be derived from the evaluated temperature difference. Thus TURCK's wear-free flow sensors reliably monitor the flow of gaseous and liquid media.