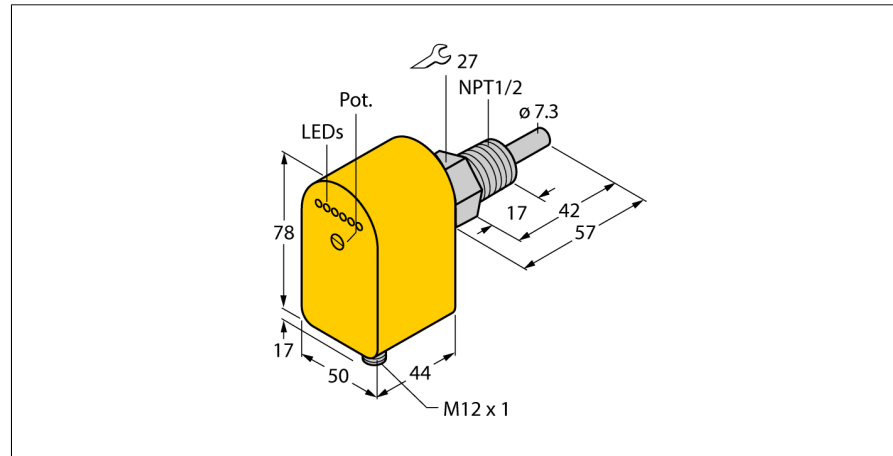


Flow monitoring

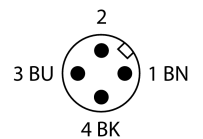
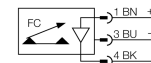
Immersion sensor with integrated processor

FCS-N1/2A4P-LIX-H1141/D037



- Flow sensor for liquid media
- Calorimetric principle
- Adjustment via potentiometer
- LED band
- DC 3-wire, 21.6...26.4 VDC
- 4...20 mA analog output
- Connector device, M12 × 1

Wiring Diagram



Type designation	FCS-N1/2A4P-LIX-H1141/D037
Ident-No.	6871043
Mounting	Immersion sensor
Water Operating Range	5...150 cm/s
Oil Operating Range	3...300 cm/s
Stand-by time	approx. 10 s
Setting time	1...15 s
Medium temperature	-20...+80 °C
Ambient temperature	-20...+70 °C
Operating voltage	21.6...26.4 VDC
Output function	Analog output
Short-circuit protection	yes
Reverse polarity protection	yes
Current output	4...20 mA
Load	200...500 Ω
Protection class	IP65
Design	Immersion
Housing material	Plastic, PBT
Sensor material	Stainless steel, V4A (1.4571)
Max. tightening torque housing nut	30 Nm
Electrical connection	Connector, M12 × 1
Pressure resistance	100 bar
Process connection	NPT ½"
Flow state display	LED chain, red (1x), green (5x)
LED display	red = 4 mA 1x green > 4 mA 2x green > 8 mA 3x green > 12 mA 4x green > 16 mA 5x green = 20 mA

Functional principle

Our insertion - flow sensors operate on the principle of thermodynamics. The measuring probe is heated by several °C as against the flow medium. When fluid moves along the probe, the heat generated in the probe is dissipated. The resulting temperature is measured and compared to the medium temperature. The flow status of every medium can be derived from the evaluated temperature difference. Thus TURCK's wear-free flow sensors reliably monitor the flow of gaseous and liquid media.

