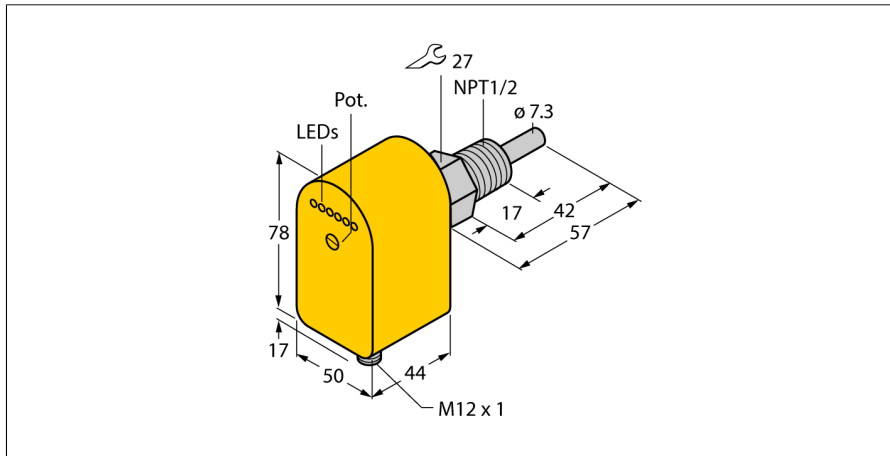


# Flow monitoring

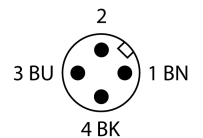
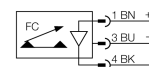
## Immersion sensor with integrated processor

### FCS-N1/2A4P-LIX-H1141/V300



- flow sensor for water only
- calorimetric function principle
- adjustment via potentiometer
- status display via LED chain
- Operating range: 5...300 cm/s
- With linearized analog output
- DC 3-wire, 21.6...26.4 VDC
- 4...20 mA analog output
- Connector device, M12 × 1

#### Wiring Diagram



<b>Type designation</b>	FCS-N1/2A4P-LIX-H1141/V300
Ident-No.	6871047
<b>Mounting</b>	Immersion sensor
Water Operating Range	5...300 cm/s
Stand-by time	ca. 10 s
Setting time	1...15 s
Medium temperature	-20...+80 °C
Ambient temperature	-20...+70 °C
<b>Operating voltage</b>	21.6...26.4 VDC
Current consumption	≤ 100 mA
Output function	Analog output
Short-circuit protection	yes
Reverse polarity protection	yes
Current output	4...20 mA
Linearity deviation	≤ 10 %
Load	200...500 Ω
Protection class	IP65
<b>Design</b>	Immersion
Housing material	Plastic, PBT
Sensor material	Stainless steel, V4A (1.4571)
Max. tightening torque housing nut	30 Nm
Electrical connection	Connector, M12 × 1
Pressure resistance	100 bar
Process connection	NPT 1/2"
<b>Flow state display</b>	LED chain, red (1x), green (5x)
LED display	red = 4 mA 1x green > 4 mA 2x green > 8 mA 3x green > 12 mA 4x green > 16 mA 5x green = 20 mA

#### Functional principle

Our insertion - flow sensors operate on the principle of thermodynamics. The measuring probe is heated by several °C as against the flow medium. When fluid moves along the probe, the heat generated in the probe is dissipated. The resulting temperature is measured and compared to the medium temperature. The flow status of every medium can be derived from the evaluated temperature difference. Thus TURCK's wear-free flow sensors reliably monitor the flow of gaseous and liquid media.

