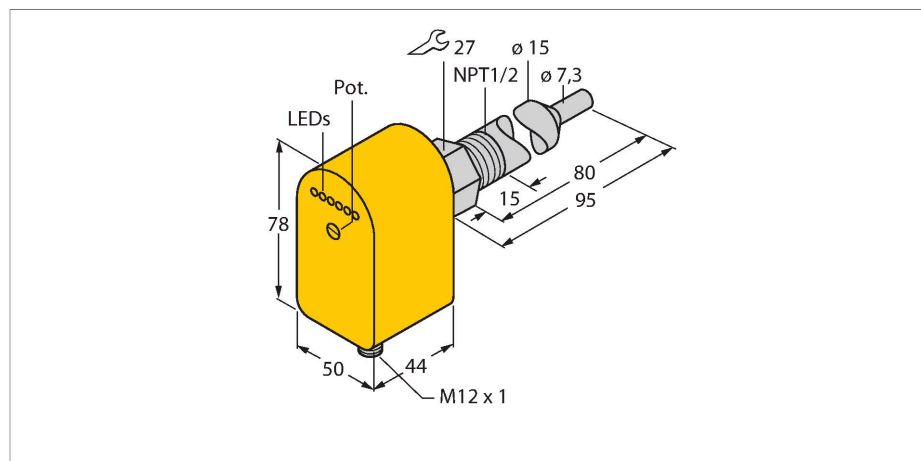


# FCS-N1/2A4P-LIX-H1141/L080

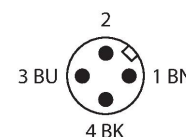
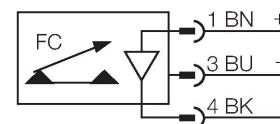
## Flow Monitoring – Immersion Sensor with Integrated Processor



### Features

- Sensor only for water
- Calorimetric principle
- Adjustments via potentiometer
- Status indicated via LED band
- Sensor length 80 mm
- DC 3-wire, 21.6...26.4 VDC
- 4...20 mA analog output
- Connector device, M12 × 1

### Wiring diagram



### Functional principle

Our insertion - flow sensors operate on the principle of thermodynamics. The measuring probe is heated by several °C as against the flow medium. When fluid moves along the probe, the heat generated in the probe is dissipated. The resulting temperature is measured and compared to the medium temperature. The flow status of every medium can be derived from the evaluated temperature difference. Thus TURCK's wear-free flow sensors reliably monitor the flow of gaseous and liquid media.

### Technical data

Ident. no.	6871049
Type	FCS-N1/2A4P-LIX-H1141/L080
<b>Mounting</b>	<b>Immersion sensor</b>
Water Operating Range	1...150 cm/s
Stand-by time	typ. 8 s (2...15 s)
Switch-on time	typ. 2 s (1...15 s)
Switch-off time	typ. 2 s (1...15 s)
Temperature jump, response time	max. 12 s
Temperature gradient	≤ 250 K/min
Medium temperature	-20...+80 °C
<b>Operating voltage</b>	<b>21.6...26.4 VDC</b>
<b>Output function</b>	<b>Analog output</b>
Short-circuit protection	yes
Reverse polarity protection	yes
Current output	4...20 mA
Load	200...500 Ω
Protection class	IP65
Design	Immersion
<b>Housing material</b>	<b>Plastic, PBT</b>
Sensor material	Stainless steel, V4A (1.4571)
Max. tightening torque housing nut	30 Nm
Electrical connection	Connector, M12 × 1
Process Pressure	100 bar
Process connection	NPT ½"

Technical data

Flow state display	LED chain, red (1x), green (5x)
LED display	red = 4 mA 1x green > 4 mA 2x green > 8 mA 3x green > 12 mA 4x green > 16 mA 5x green = 20 mA

