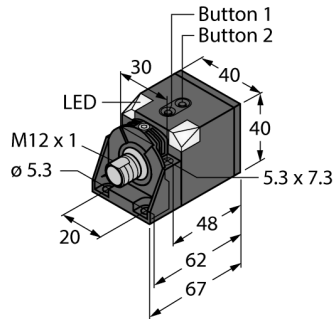


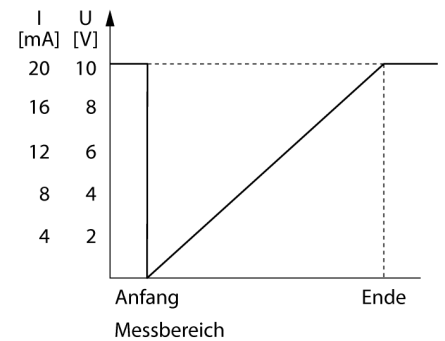
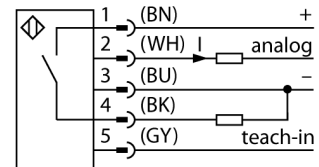
Ultrasonic Sensor
Diffuse Mode Sensor
RU200-CK40-LIU2P8X2T-H1151



- Separate transducers for transmitter and receiver
- Rectangular housing 40 x 40 mm
- Connection via M12 x 1 male
- Teach range adjustable via button
- Blind zone: 5 cm
- Range: 200 cm
- Resolution: 1 mm
- Sonic cone angle: 60°
- 1 x switching output, PNP
- NO/NC programmable
- 1 x analog output, 4..20mA/ 0..10 V

Type designation	RU200-CK40-LIU2P8X2T-H1151
Ident-No.	1610053
Function	Ultrasonic diffuse mode sensor
Range	50...2000 mm
Resolution	1 mm
minimum measuring range	200 mm
minimum switching range	20 mm
Ultrasound frequency	120 kHz
Repeat accuracy	0.25 % of full scale
Edge lengths of the nominal actuator	100 mm
Approach speed	≤ 3 m/s
Pass speed	≤ 3 m/s
Operating voltage	15...30 VDC
Residual ripple	10 % U _s
DC rated operational current	≤ 150 mA
No-load current I ₀	≤ 50 mA
Load resistance	≤ 1000 Ω
Residual current	≤ 0.1 mA
Response time typical	160 ms
Readiness delay	300 ms
Output function	NO/NC, PNP
Output 1	Switching output
Output 2	Analog output
Current output	4...20 mA
Load resistance, current output	≤ 0.5 kΩ
Voltage output	0...10V
Load resistance voltage output	≥ 1 kΩ
Switching frequency	3 Hz
Hysteresis	≤ 20 mm
Voltage drop at I ₀	≤ 2.5 V
Short-circuit protection	yes/ Latching
Reverse polarity protection	yes
Wire breakage protection	yes
Design	Rectangular, CK40
Radiation direction	straight
Dimensions	67 x 40 x 40 mm
Housing material	Plastic, PBT-GF30-V0
Electrical connection	Connector, M12 x 1, 5-wire
Protection class	IP40
Ambient temperature	0...+70 °C
Declaration of conformity EN ISO/IEC	EN 60947-5-7
Switching state	LED, Yellow
Object detected	LED, Green

Wiring Diagram



Functional principle

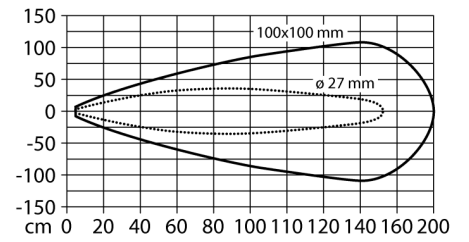
Ultrasonic sensors capture a multitude of objects contactlessly and wear-free with ultrasonic waves. It does not matter whether the object is transparent or opaque, metallic or non-metallic, firm, liquid or powdery. Even environmental conditions such as spray, dust or rain hardly affect their function.

The sonic cone diagram indicates the detection range of the sensor. In accordance with standard EN 60947-5-7, quadratic targets in a range of sizes (20 x 20 mm, 100 x 100 mm) and a round rod with a diameter of 27 mm are used.

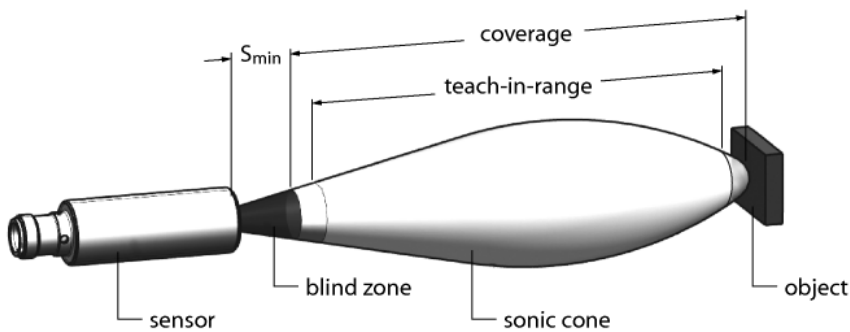
Important: The detection ranges for other targets may differ from those for standard targets due to the different reflection properties and geometries.

Sonic Cone

Ultrasonic Sensor
Diffuse Mode Sensor
RU200-CK40-LIU2P8X2T-H1151



**Ultrasonic Sensor
Diffuse Mode Sensor
RU200-CK40-LIU2P8X2T-H1151**



Setting the limits

The ultrasonic sensor has an analog and a switching output with teachable measuring and switching range. Teaching is possible via Easy-Teach adapter or with the buttons at the sensor. The green and yellow LED indicate whether the sensor has detected an object.

Various functions such as single switchpoint, window mode or reflection mode to a fixed target can be taught. Further information is described in the operating instructions. How to set the window mode is described below. The limits of the window may be selected freely within the detection range.

Easy-Teach

- Connect teach adapter TX1-Q20L60 between sensor and connection cable
- For the first limit value, place object accordingly
- Press and hold the select button for output 1 or 2 for 2 or 8 s against Gnd
- Press and hold the select button for 8 s against Gnd to teach the first limit value.
- For the second limit value, place object accordingly
- Press and hold button for at least 2 s against Gnd

Teach-Button

- For the first limit value, place object accordingly
- Press and hold button 1 to select output 1 or 2 for 2 or 8 s against Gnd
- Press and hold button 1 for at least 8 s
- For the second limit value, place object accordingly
- Press and hold button 1 for at least 2 s

LED response

Successful teaching is indicated by a fast flashing green LED. Thereafter, the sensor automatically runs in normal operating mode. Unsuccessful teaching is indicated by the LED flashing alternately green and yellow. In normal operating mode both LEDs signal the switching state of output 1.

- green: object is in the detection range but not in the switching range
- yellow: object is in the switching range
- off: object is outside the detection range or signal loss

Ultrasonic Sensor
Diffuse Mode Sensor
RU200-CK40-LIU2P8X2T-H1151

Function accessories

Type code	Ident-No.	Description	Dimension drawing
TX1-Q20L60	6967114	Teach adapter for inductive encoders, linear position, angle, ultrasonic and capacitive sensors	