
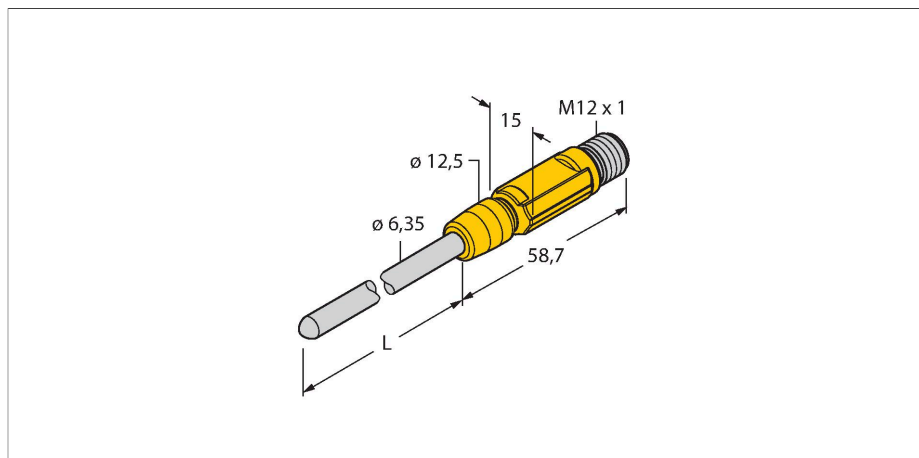


TTM-206.35A-CF-LIUPN-H1140-L300

Temperature Detection – With Current Output and PNP/NPN Transistor Switching Output



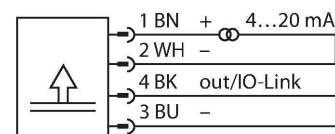
Technical data

Type	TTM-206.35A-CF-LIUPN-H1140-L300
Ident. no.	9910829
Temperature range	
Measuring range	-210...650 °C
Temperature operating range	-346...1202 °F
Factory setting	0...150 °C 32...302 °F
Note	Max. temperature of electronics: 80 °C/176 °F
Accuracy	0.15 °C + 0.002 • t (-30 ...350 °C)
Measuring element	Pt-100 probe, DIN EN 60751, class A
Response time	t 0.5 = 6 s / t 0.9 = 15 s in water at 0.2 m/s
Immersion depth (L)	300 mm
Power supply	
Operating voltage	15...30 VDC
Current consumption	≤ 20 mA
Voltage drop at I _o	≤ 2 V
Short-circuit/reverse polarity protection	yes / yes
Protection type and class	IP67 / III
Outputs	
Output 1	Switching output or IO-Link mode
Output 2	analog output

Features

- Miniature design
- Factory setting 0...150 °C
- Parameterizable via IO-Link
- Analog output 4...20 mA (2-wire)
- Switching output
- Probe with ¼-inch outer diameter
- Bendable probe (min. bending radius: 3x outer diameter; excluding 30-mm probe tip)

Wiring diagram

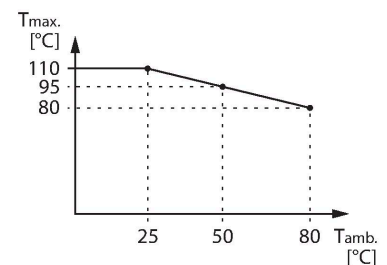


Functional principle

The TTM miniature transmitters are available with integrated probe. Due to the integrated electronics, the limited temperature range must be observed, especially in the area of the M12 connector.

Technical data

Switching output	
Communication protocol	IO-Link
Output function	NO/NC programmable, PNP/NPN
Switching point accuracy	$\pm 0.3 \text{ K}$
Rated operational current	0.15 A
Switching cycles	$\geq 100 \text{ mil.}$
Release position	-210...+640 °C
Switching point	-200...+650 °C
Analog output	
Current output	4...20 mA
Load	$\leq [(V_{\text{supply}} - 10 \text{ V})/21 \text{ mA}] \text{ k}\Omega$
Accuracy (Lin. + Hys. + Rep.)	$\pm 0.3 \text{ K}$
Remark	0.1 % of full scale applies to temperatures $> +300 \text{ °C}$
Repeatability	0.1 K
IO-Link	
IO-Link specification	Specified acc. to version 1.1
Programming	FDT / DTM
Transmission physics	corresponds to 3-wire physics (PHY2)
Transmission rate	COM 2 / 38.4 kbps
Process data width	16 bit
Measured value information	15 bit
Switchpoint information	1 bit
Frame type	2.2
Genauigkeit	$\pm 0.2 \text{ K}$
Included in the SIDI GSDML	Yes
Temperature behaviour	
Temperature coefficient zero point T_{k0}	$\pm 0.1 \text{ % of full scale}/10 \text{ K}$
Temperature coefficient span T_{ks}	$\pm 0.1 \text{ % of full scale}/10 \text{ K}$
Ambient conditions	
Ambient temperature	-40...+80 °C
Storage temperature	-40...+80 °C
Housing	
Housing material	Stainless-steel/Plastic, 1.4404 (AISI 316L)
Sensor material	Stainless steel, 1.4404 (AISI 316L)
Process connection	For compression fittings, thermowell or direct mounting
Process Pressure	100 bar



Technical data

Electrical connection	Connector, M12 × 1
Reference conditions acc. to IEC 61298-1	
Temperature	15...+25 °C
Atmospheric pressure	860...1060 hPa abs.
Humidity	45...75 % rel.
Auxiliary power	24 VDC
MTTF	541 years acc. to SN 29500 (Ed. 99) 40 °C