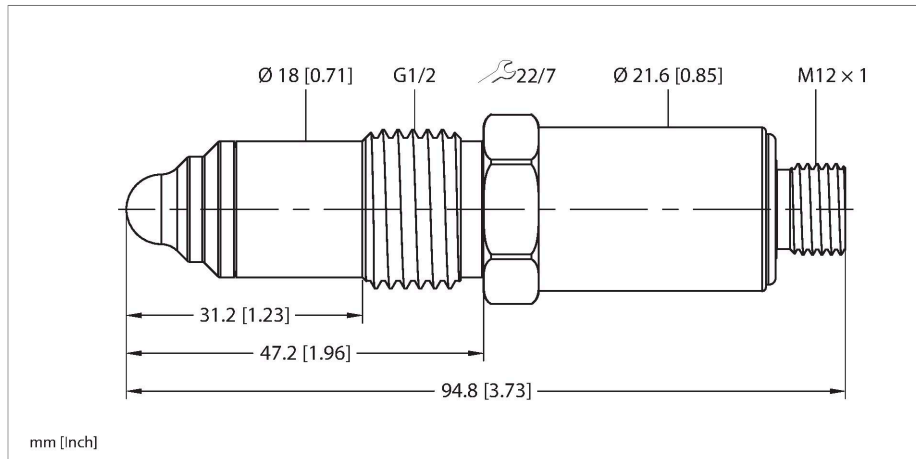


NCLS-30-UP6X-H1141

Capacitive Limit Level Sensor



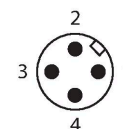
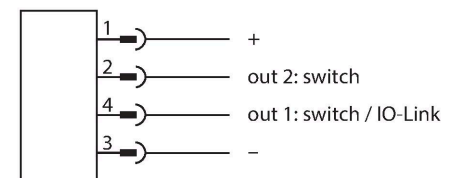
Technical data

Type	NCLS-30-UP6X-H1141
Ident. no.	100004248
Secured operating distance	≤ (0.72 × Sn)
Mounting location	any
Installation information	Please use the NCLS limit level sensor only with original Turck process adapters!
Required permittivity (εr)	1.5
Process Pressure	10 bar
Vacuum resistance	-1 bar
Temperature drift	type 20 %
Ambient temperature	-10...+70 °C
Medium temperature	0...+100 °C
Comment on the media temperature	0...+130 °C für <1 h bei einer Umgebungstemperatur von 40 °C
Storage temperature	-20...+70 °C
CIP/SIP-capable	yes
Electrical data	
Operating voltage	12...32 VDC
Power consumption	3 W
Switch-on time	< 0.3 s
Response time	< 0.2 s
Switching frequency	≤ 5 Hz
Isolation test voltage	≤ 0.5 kV
Communication protocol	IO-Link

Features

- Media-contacting detection of limit levels in tanks and pipelines
- Detection of different substances (liquids, viscous materials, granular materials, powders)
- Hygienic PEEK tip, CIP/SIP-compatible
- EHEDG (submitted)
- Highly visible ring LED
- 12...32 VDC, < 1 W power consumption
- Two digital outputs, separately adjustable as NO/NC
- PNP, NPN or push-pull, switchable
- IO-Link for parameterization/process values
- Process connection G1/2" male thread, hygienic (in combination with TURCK adapters)
- 4-pin connector device, M12 × 1

Wiring diagram



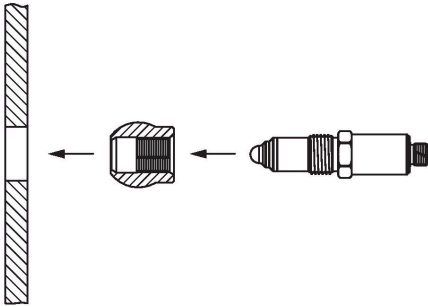
Technical data

SIO mode-compatible	Yes
Number of digital outputs	2
Output function	4-wire, NO/NC, PNP
Short-circuit protection	yes
Wire breakage/Reverse polarity protection	yes / Complete
Insulation class	III
Approvals	CE EHEDG (submitted)
IO-Link	
IO-Link specification	V 1.1
Programming	FDT/DTM
Transmission physics	Corresponds to 3-wire physics (PHY2)
Transmission rate	COM 2/38.4 kbps
Process data width	16 bit
Measured value information	14 bit
Switchpoint information	2 bit
Frame type	2.2
Included in the SIDI GSDML	Yes
Mechanical data	
Design	Threaded barrel, G 1/2"
Dimensions	94.8 x 22 x 22 mm
Housing material	Stainless steel, 1.4404 (AISI 316L)
Materials (contact with media)	Plastic, PEEK
Max. tightening torque of housing nut	20 Nm
Process connection	G 1/2" male thread, hygienic
Electrical connection	Connector, M12 × 1
Vibration resistance	2 Hz (1 mm)
Shock resistance	7 g (11 ms)
Protection class	IP67 / IP69K
MTTF	324 years acc. to SN 29500 (Ed. 99) 40 °C
Power-on indication	Ring LED, Green
Switching state	Ring LED, Green, (Reverse of operating voltage indicator)

Functional principle

Capacitive proximity switches are designed for wear-free detection of metal (electrically conductive) as well as non-metal (not electrically conductive) objects. A key feature of the NCLS limit level sensors is the ability to detect and differentiate between various liquids, viscous materials, granular materials and powders by making contact with the media. They are extremely well suited for detecting level limits (max./min.) and changes to the media in tanks and pipelines.

Mounting instructions

Product features

Please use the NCLS limit level sensor only with original Turck process adapters!

In principle, the sensor can be installed in any position and any location.

Mounting positions where deposits occur as a result of highly adhesive or viscous media or air pockets must be avoided.

A minimum distance of 15 mm must be maintained between the sensor tip and any adjacent objects (e.g. the wall of a container or pipe).

The relative permittivity (ϵ_r) of the medium must be >1.5 .