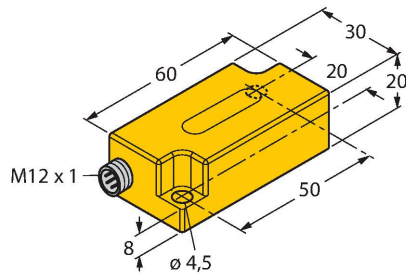


# B1N360V-Q20L60-2LI2-H1151/S1216

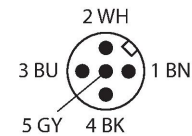
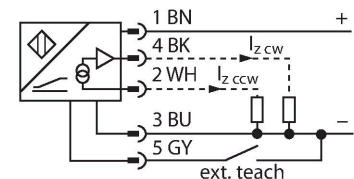
## Inclinometer – mit erhöhter Dämpfung



### Features

- Rectangular, plastic, PC
- Compact housing
- Connection via M12 × 1 male
- Response time 0.5 s
- Cutoff frequency 6 Hz
- Measuring range adjustable via teach adapter TX1-Q20L60
- 10...30 VDC
- Two counter-running 4 ... 20mA analog outputs improve machine safety through redundancy

### Wiring diagram



### Functional principle

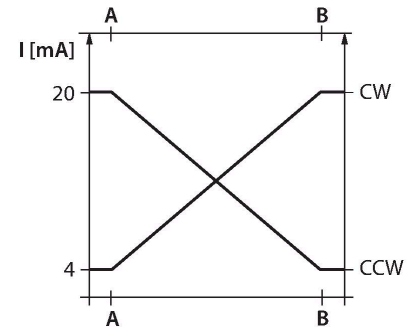
The TURCK inclinometers incorporate a micromechanical pendulum, operating on the principle of MEMS technology (Mikro Elektro Mechanic Systems). The pendulum basically consists of two 'plate' electrodes arranged in parallel with a dielectric placed in the middle. When the sensor is inclined, the dielectric in the middle moves, causing the capacitance ratio between both electrodes to change. The downstream electronics evaluates this change in capacitance and generates a corresponding output signal.

### Technical data

Type	B1N360V-Q20L60-2LI2-H1151/S1216
Ident. no.	1534054
Special version	S1216 corresponds to: Inclinometers: 0.5 s response time and 6 Hz low-pass filter and level 6
Measuring range	0...360 °
Number of measuring axes	1
Mounting conditions	Vertical
Repeatability	≤ 0.2 % of measuring range  A - B
Linearity deviation	≤ 0.6 %
Temperature drift	≤ ± 0.05 % / K
Resolution	≤ 0.14 °
Ambient temperature	-30...+70 °C
Operating voltage	10...30 VDC
Isolation test voltage	≤ 0.5 kV
Short-circuit protection	yes
Wire breakage/Reverse polarity protection	yes / Complete
Output function	5-pin, Analog output
Current output	4...20 mA
	2 outputs, one for CW and one for CCW
Load resistance, current output	≤ 0.2 kΩ
Response time	0.5 s
	Zeit, die das Ausgangssignal benötigt um auf 90% des eingestellten Messbereichs zu gelangen.
Current consumption	50...105 mA (voltage-dependent)

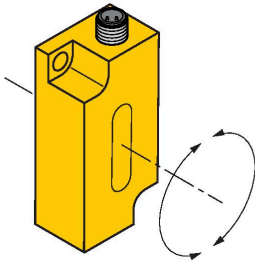
## Technical data

Design	Rectangular, Q20L60
Dimensions	60 x 30 x 20 mm
Housing material	Plastic, PC
Electrical connection	Connector, M12 x 1
Vibration resistance	55 Hz (1 mm)
Shock resistance	30 g (11 ms)
Protection class	IP68 / IP69K
MTTF	203 years acc. to SN 29500 (Ed. 99) 40 °C



## Mounting instructions

### Mounting instructions/Description



Adjusting the measuring range via TX1-Q20L60 teach adaptor

Setting the angular range in CW direction:

1. Move sensor to start position
2. Press and hold Teach-Gnd until the output is set to 4 mA (approx. 1 s)
3. Move sensor to end position
4. Press and hold Teach-Gnd until the output is set to 20 mA (approx. 3 s)

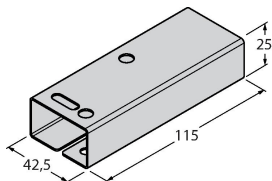
Resetting the angular range:

1. Press and hold Teach-Gnd until the output is set to 12 mA (approx. 6 s)
2. Angle measurement is set back to 360° degrees (in position "connector outgoing towards" the sensor provides an output signal in accordance with 0° degrees)

## Accessories

GUARD-Q20L60

A9684



Protective housing for Q20L60 inclinometers for protecting against mechanical impact; material: Stainless steel