

PSSu BP-C1 1/12 S-T

314622



PSSu, base module for electronic modules, periphery, C-rail, 1-row, 6 connection levels, 12 terminals, screw connection, for increased environmental requirements. All the internal 7 signals are present at the terminals!

Technical details

| | |
|---------------|------|
| Gross weight: | 79 g |
| Net weight: | 66 g |

Optional accessories



312900

PSSu A ET (10 pcs.)



312901

PSSu A ETM (2 pcs.)



312949

PSSu A ET PE (10 pcs.)



312950

PSSu A ME0 (10x6 pcs.)



312951

PSSu A ME1 (10x6 pcs.)



312952

PSSu A ME2 (10x6 pcs.)



312953

PSSu A ME3 (10x6 pcs.)



312954

PSSu A ME4 (10x6 pcs.)




312955

PSSu A ME5 (10x6 pcs.)



312956

PSSu A ME5 (10x6 pcs.)



312957

PSSu A ME7 (10x6 pcs.)



312958

PSSu A LA0 (10 x 108 pcs.)




312959

PSSu A LA1 (10x50 pcs.)




312960

PSSu A LA2 (10x50 pcs.)



312961

PSSu A LA3 (10x50 pcs.)



312962

PSSu A LA4 (10x50 pcs.)



312963

PSSu A SH S (10 pcs.)



312964

PSSu A SH T (10 pcs.)



312967

PSSu A LA0.1 (10 x 108 pcs.)



314902

PSSu A EC-T