

CIRCUIT-BREAKER VL 800N STANDARD BREAKING CAPACITY ICU=55KA / 415 V AC 4 POLE, NON-AUTOMATIC OVERCURRENT RELEASE MAGNETIC IN=800A, RATED CURRENT II=6500A, SHORT CIRCUIT

Model		
Type of the driving mechanism / motor drive		No
Design of the overcurrent release		M
General technical data		
Number of poles		4
Tripping characteristics / Upper tolerance band		AK_VL250_TM_LIN_u.txt
Tripping characteristics / Lower tolerance band		AK_VL800_TM_I_o.txt
Size of the circuit-breaker		3VL6
Electrical endurance (switching cycles) / typical		3 000
Usage category		A
Performance class for circuit breaker		N
Mechanical service life (switching cycles) / typical		10 000
Equipment marking / acc. to DIN 40719 extended according to IEC 204-2 / acc. to IEC 750		Q
Operating frequency / maximum	1/s	60
Voltage		
Rated operational voltage U_e / max.	V	690
Insulation voltage		

• Rated value	V	800
• at AC / Rated value	V	800
Surge voltage resistance / Rated value	kV	8

Protection class

Protection class IP		IP20
Protective function of the overcurrent release		I

Dissipation

Active power loss		
• maximum	W	250

Electricity

Continuous current / Rated value	A	800
Derating temperature / for the rated value of the continuous current	°C	50
Adjustable response value current		
• of the instantaneous short-circuit release / initial value	A	6 500
• of the instantaneous short-circuit release / Full-scale value	A	6 500

Main circuit

Operating frequency		
• 1 / Rated value	Hz	50
• 2 / Rated value	Hz	60
Operating voltage		
• for main current circuit / at AC / at 50 Hz / maximum	V	690
• for main current circuit / at AC / at 60 Hz / maximum	V	690
• for main current circuit / at DC / maximum	V	500
Operating current		
• at 40 °C / Rated value	A	800
• at 50 °C / Rated value	A	800
• at 55 °C / Rated value	A	744
• at 60 °C / Rated value	A	744
• at 65 °C / Rated value	A	688
• at 70 °C / Rated value	A	688

Auxiliary circuit

Number of CO contacts / for auxiliary contacts		0
Number of NC contacts / for auxiliary contacts		0
Number of NO contacts / for auxiliary contacts		0

Suitability

Suitability for use		non-automatic circuit-breakers
----------------------------	--	--------------------------------

Product details

Product component		
• Trip indicator		No
• Auxiliary switch		No
• Voltage trigger		No
• undervoltage release		No
• undervoltage release with leading contact		No
Product expansion / optional / motor drive		Yes

Product function

Product function		
• of the thermal overload release		without
• Ground fault protection		No
• for neutral conductors / Short-circuit and overload proof		No
• overload protection		No

Short circuit

Operational short-circuit current breaking capacity (Ics)		
• at 240 V / Rated value	kA	65
• at 415 V / Rated value	kA	55
• at 500 V / Rated value	kA	20
• at 690 V / Rated value	kA	10
Maximum short-circuit current breaking capacity (Icu)		
• at 240 V / Rated value	kA	65
• at 415 V / Rated value	kA	55
• at 440 V / Rated value	kA	35
• at 480 V / acc. to NEMA / Rated value	kA	25
• at 500 V / Rated value	kA	25
• at 600 V / acc. to NEMA / Rated value	kA	20
• at 690 V / Rated value	kA	20

Connections

Arrangement of electrical connectors / for main current circuit		front side
Type of connectable conductor cross-section		
• for auxiliary contacts		
— solid		0.75 ... 1.5 mm ²
— finely stranded / with core end processing		0,75 ... 1.0 mm ²
Type of electrical connection / for main current circuit		screw-type terminals

Mechanical Design

Height	mm	406.5
---------------	----	-------

Width	mm	253.5
Depth	mm	176.5
Mounting type		fixed mounting

Environmental conditions




Ambient temperature		
• during operation / minimum	°C	0
• during operation / maximum	°C	70
• during storage / minimum	°C	-40
• during storage / maximum	°C	80

Certificates

Certificate of suitability		IEC, standard switching capacity (N)
Equipment marking		Q
• acc. to DIN EN 61346-2		

General Product Approval	EMC
 CCC  CSA sonstig  EAC TSE  C-TICK	

Declaration of Conformity	Test Certificates	Shipping Approval
 EG-Konf.	spezielle Prüfbescheinigung  BUREAU VERITAS  DNV	 GL  LRS

Shipping Approval	other
 PRS  RINA  RMRS	Bestätigungen Umweltbestätigung sonstig

Further information

Information- and Downloadcenter (Catalogs, Brochures,...)

<http://www.siemens.com/lowvoltage/catalogs>

Industry Mall (Online ordering system)

<https://eb.automation.siemens.com/mall/en/WW/Catalog/Product/3VL67801EE460AA0>

Service&Support (Manuals, Certificates, Characteristics, FAQs,...)

<http://support.automation.siemens.com/WW/view/en/3VL67801EE460AA0/all>

Image database (product images, 2D dimension drawings, 3D models, device circuit diagrams, ...)

http://www.automation.siemens.com/bilddb/cax_en.aspx?mlfb=3VL67801EE460AA0

CAX-Online-Generator

<http://www.siemens.com/cax>

Tender specifications

<http://ausschreibungstexte.siemens.com/tiplv>

last modified:

13.08.2015