


RCMKIT-I 230VAC 4CO AU

Weidmüller Interface GmbH & Co. KG
Klingenbergstraße 26
D-32758 Detmold
Germany

www.weidmueller.com

Product image

Similar to illustration

General ordering data

Version	RIDERSERIES RCM, Relay module, Number of contacts: 4, CO contact with test button AgNi 5µm Au, Rated control voltage: 230 V AC, Continuous current: 6 A, Screw connection
Order No.	2497120000
Type	RCMKIT-I 230VAC 4CO AU
GTIN (EAN)	4050118508710
Qty.	10 pc(s).

Creation date March 29, 2021 6:01:24 PM CEST

Catalogue status 12.03.2021 / We reserve the right to make technical changes.

RCMKIT-I 230VAC 4CO AU

Weidmüller Interface GmbH & Co. KG

Klingenbergstraße 26

D-32758 Detmold

Germany

www.weidmueller.com

Technical data

Dimensions and weights

Depth	78.3 mm	Depth (inches)	3.083 inch
Height	77 mm	Height (inches)	3.031 inch
Net weight	97.45 g	Width	27.2 mm
Width (inches)	1.071 inch		

Temperatures

Storage temperature	-40 °C...70 °C	Operating temperature	-40 °C...70 °C
Humidity	40 °C / 93 % rel. humidity, no condensation		

Environmental Product Compliance

REACH SVHC	Lead 7439-92-1
------------	----------------

Control side

Coil resistance	19465 $\Omega \pm 15\%$	Power rating	1.31 VA
Pull-in/drop-out voltage, typ.	184 V / 69 V AC	Rated control voltage	230 V AC
Rated current AC	5.7 mA	Status indicator	red LED

Load side

AC switching capacity (resistive), max.	1500 VA	Continuous current	6 A
DC switching capacity (resistive), max.	144 W @ 24 V	Inrush current	12 A / 20 ms
Max. switching frequency at rated load	0.1 Hz	Max. switching voltage, AC	240 V
Min. switching power	1 V / 1 mA	Rated switching voltage	250 V AC
Switch-off delay	≤ 10 ms	Switch-on delay	≤ 15 ms

Contact data

Contact type	Mechanical service life	AC coil 20 x 10 ⁶ switching cycles, DC coil 30 x 10 ⁶ switching cycles
4 CO contact with test button (AgNi 5 μ m Au)		

General data

Rail	TS 35	Test button	yes (lockable)
Mechanical switch position indicator	Yes	Colour	black

Insulation coordination

Creepage and clearance distance input – output	≥ 4 mm	Dielectric strength of neighbouring contacts	2 kV _{eff} / 1 min
Dielectric strength of open contact	1.2 kV _{eff} / 1 min.	Dielectric strength, Input/Output	2.5 kV _{eff} / 1 Min.
Impulse withstand voltage	5 kV (1.2/50 μ s)	Insulating material group	IIIa
Pollution severity	2	Protection degree	IP20
Rated voltage	250 V	Surge voltage category	III

Further details of approvals / standards

Standards	DIN EN 50178	Certificate No. (DNVGL)	TAA000011A
-----------	--------------	-------------------------	------------

RCMKIT-I 230VAC 4CO AU

Weidmüller Interface GmbH & Co. KG

Klingenbergstraße 26

D-32758 Detmold

Germany

www.weidmueller.com

Technical data

Connection data

Wire connection method	Screw connection	Stripping length, rated connection	8 mm
Tightening torque, min.	0.5 Nm	Tightening torque, max.	0.7 Nm
Clamping range, rated connection	2.5 mm ²	Clamping range, min.	1 mm ²
Clamping range, max.	2.5 mm ²	Wire cross-section, solid, min.	1 mm ²
Wire cross-section, solid, max.	2.5 mm ²	Wire connection cross section, finely stranded, min.	1 mm ²
Wire connection cross section, finely stranded, max.	2.5 mm ²	Wire connection cross-section, finely stranded with wire-end ferrules DIN 46228/4, min.	1 mm ²
Wire connection cross-section, finely stranded with wire-end ferrules DIN 46228/4, max.	2.5 mm ²	Conductor cross-section, flexible, AEH (DIN 46228-1), min.	1 mm ²
Conductor cross-section, flexible, AEH (DIN 46228-1), max.	2.5 mm ²	Wire connection cross section, finely stranded, two clampable wires, min.	1 mm ²
Wire cross-section, finely stranded, two clampable wires, max.	1.5 mm ²	Blade size	size PZ1

Classifications

ETIM 6.0	EC001437	ETIM 7.0	EC001437
ECLASS 9.0	27-37-16-01	ECLASS 9.1	27-37-16-01
ECLASS 10.0	27-37-16-01	ECLASS 11.0	27-37-16-01

Important note

Product information IP20 without connected conductor at complete opened clamping yoke connection.

Approvals

Approvals



Downloads

Engineering Data [STEP](#)

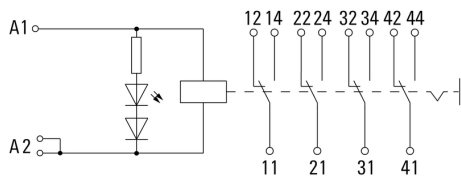
RCMKIT-I 230VAC 4CO AU

Weidmüller Interface GmbH & Co. KG
 Klingenbergstraße 26
 D-32758 Detmold
 Germany

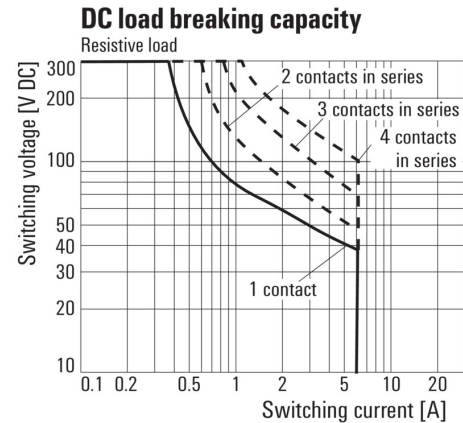
www.weidmueller.com

Drawings

Wiring diagram

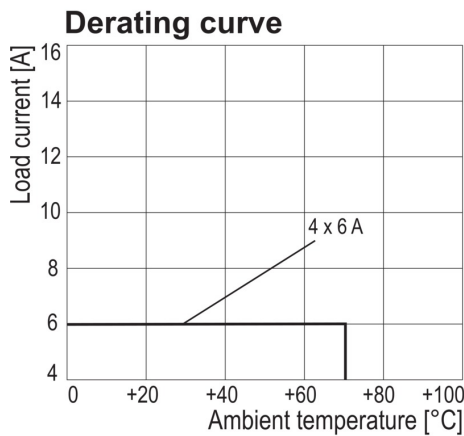


Graph



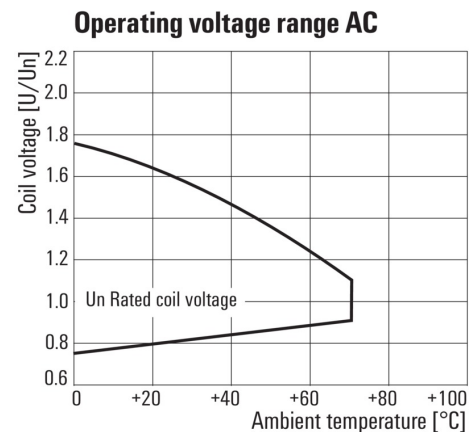
DC load limit curve
 Resistive load

Graph



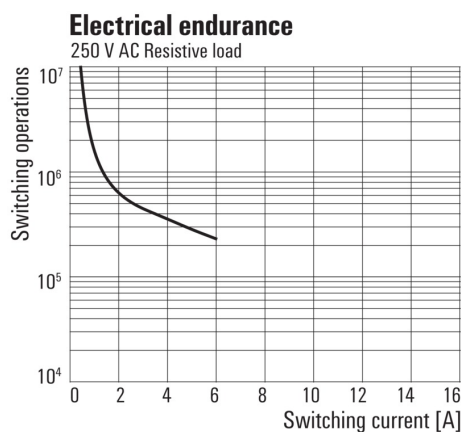
Derating curve
 Relay in combination with base

Graph



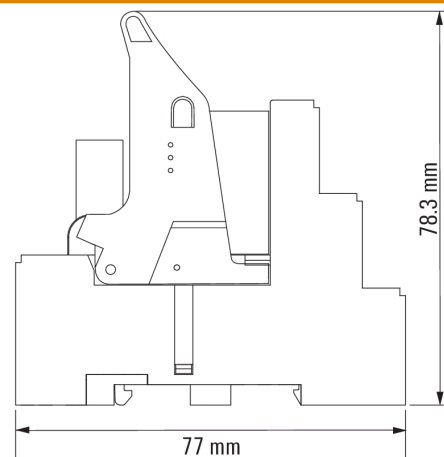
AC operational voltage range

Graph



Electrical service life 250 V AC resistive load
 250 V AC resistive load

Dimensional drawing



RCMKIT-I 230VAC 4CO AU

Weidmüller Interface GmbH & Co. KG
 Klingenbergstraße 26
 D-32758 Detmold
 Germany

www.weidmueller.com

Drawings

