

TRANSFORMER SITAS;  
 PHASES:1;  
 PN/PN(S6)(KVA):1,5 /9,7;  
 UPRI(V):550-525-500-480-460- 440-415-400-380-230-208;  
 USEC(V):2X115;  
 ISEC(A):2X6,52;  
 F(HZ):50...60;  
 VECTOR GR./SHIELD WNG.:li0 /0;  
 TA/ISOKL:40 /B;  
 IP54;  
 TYPE OF TERMINALS:SCREW/TAB CONNECTION;  
 INSTALLATION:SCREW;  
 EN 61558-2-1, -2-2,  
 -2-4 >UL/CSA-RECOGNIZED< >CONTROL CIRCUIT  
 TRANSFORMER<

**General technical details:**

<b>Product designation</b>		transformer SITAS
<b>product brand name</b>		SIDAC
<b>Operating apparent output / rated value</b>	V·A	1,500
<b>Efficiency</b>		0.96
<b>Manner of switching for transformers</b>		li0
<b>Verification of suitability</b>		CE / cRUus
<b>Product function</b>		
• temperature surveillance		No
• isolation control		No
• short circuit and overload protection		No
<b>Number of the protective coils</b>		0
<b>Short-term vector power</b>	V·A	9,700
<b>Relative short-circuit voltage</b>	%	1.9

**Inputs:**

<b>Phase number / of the inputs</b>		1
<b>Input voltage</b>		
• _1 / rated value	V	550
• _2 / rated value	V	525
• _3 / rated value	V	500
• _4 / rated value	V	480
• _5 / rated value	V	460
• _6 / rated value	V	440

• _7 / rated value	V	415
• _8 / rated value	V	400
• _9 / rated value	V	380
• _10 / rated value	V	230
• _11 / rated value	V	208
<b>Electrical input frequency</b>		
• minimum	Hz	50
• maximum	Hz	60

### Outputs:

<b>Phase number / of the outputs</b>		1
<b>Output voltage</b>		
• _1 / rated value	V	230
• _2 / rated value	V	115
<b>Electrical output frequency</b>		
• maximum	Hz	60
• minimum	Hz	50




### Ambient conditions:

<b>Thermal class / according to IEC 60085</b>		B
<b>Ambient temperature / rated value</b>	°C	40
<b>Protection class IP</b>		IP54

### Mechanical design:

<b>Design of the electrical connection</b>		
• secondary side / for main current circuit		screw-type terminals / tab terminals
• at the input / for main current circuit		screw-type terminals / tab terminals
<b>Mounting type</b>		screws
<b>Construction form of the iron core</b>		EI 174/102
<b>Width</b>	m	0.351
<b>Height</b>	m	0.395
<b>Depth</b>	m	0.33

### Certificates/approvals:

<b>General Product Approval</b>	<b>Shipping Approval</b>	<b>other</b>
	 GOST	 PRS
		<a href="#">other</a>

### Further information:

**Information- and Downloadcenter (Catalogs, Brochures,...)**  
<http://www.siemens.com/industrial-controls/catalogs>

---

**Industry Mall (Online ordering system)**

<http://www.siemens.com/industrial-controls/mall>

---

**CAX-Online-Generator**

<http://www.siemens.com/cax>

---

**Service&Support (Manuals, Certificates, Characteristics, FAQs,...)**

<http://support.automation.siemens.com/WW/view/en/4AM6442-8DD40-0FD0/all>

---

**Image database (product images, 2D dimension drawings, 3D models, device circuit diagrams, ...)**

[http://www.automation.siemens.com/bilddb/cax\\_en.aspx?mlfb=4AM6442-8DD40-0FD0](http://www.automation.siemens.com/bilddb/cax_en.aspx?mlfb=4AM6442-8DD40-0FD0)

---

**last change:**

Dec 5, 2011