



POWER SUPPLY;  
 PHASES:1;  
 PN(KW):0,24;  
 UPRI(V):400-230+/-15;  
 USEC(V DC):24;  
 ISEC(A DC):10/12 (60/40 CEL);  
 F(HZ):50...60;  
 VECTOR GR./SHIELD WNG.:II0 /0;  
 PROTECTION CL.:I;  
 TA/ISOKL:60 /B;  
 W(%):5;  
 IP00;  
 TYPE OF TERMINALS:SCREW/TAB CONNECTION;  
 INSTALLATION:MOUNTING RAILS;  
 EN 61558-2-6,  
 EN61131-2 >SAFETY ISOLATING TRANSFORMER<

**General technical details:**

<b>Product designation</b>	<a href="#">4AV2400-2EB00-0B</a>
<b>product brand name</b>	SIDAC
<b>Connection symbol</b>	li0
<b>Verification of suitability</b>	CE
<b>Product function</b>	
<ul style="list-style-type: none"> <li>• temperature surveillance</li> </ul>	No
<ul style="list-style-type: none"> <li>• isolation control</li> </ul>	No
<ul style="list-style-type: none"> <li>• short circuit and overload protection</li> </ul>	No
<ul style="list-style-type: none"> <li>• varistor protective wiring</li> </ul>	Yes
<b>Operating resource protection class</b>	I
<b>Number of the protective coils</b>	0

**Inputs:**

<b>Phase number / of the inputs</b>	1
<b>Current type / of inputs</b>	AC
<b>Input voltage</b>	
<ul style="list-style-type: none"> <li>• _1 / rated value</li> </ul>	V 415
<ul style="list-style-type: none"> <li>• _2 / rated value</li> </ul>	V 400
<ul style="list-style-type: none"> <li>• _3 / rated value</li> </ul>	V 385
<ul style="list-style-type: none"> <li>• _4 / rated value</li> </ul>	V 245

• _5 / rated value	V	230
• _6 / rated value	V	215
<b>Electrical input frequency</b>		
• minimum	Hz	50
• maximum	Hz	60
<b>Input voltage</b>		
• minimum	V	193.5
• maximum	V	439.9
<b>Input current</b>		
• _1 / rated value	A	0.85
• _2 / rated value	A	0.89
• _3 / rated value	A	0.92
• _4 / rated value	A	1.46
• _5 / rated value	A	1.54
• _6 / rated value	A	1.65
<b>Design of the electrical connection / at the input / for main current circuit</b>		screw-type terminals / tab terminals

#### Outputs:

<b>Type of current</b>		
• _1 / at output		DC
<b>Output voltage</b>		
• _1 / rated value	V	24
<b>Output voltage / of the measured value signal / at the analog output / for DC / maximum</b>	V	28.8
<b>Output voltage / of the measured value signal / at the analog output / for DC / minimum</b>	V	20.4
<b>Output current</b>		
• _1 / rated value	A	10
<b>Design of the electrical connection / secondary side / for main current circuit</b>		screw-type terminals / tab terminals
<b>Relative residual ripple</b>		
• of the output voltage 1 / for main current circuit / maximum	%	5

#### Ambient conditions:




<b>Thermal class / according to IEC 60085</b>		B
<b>Ambient temperature / rated value</b>	°C	60
<b>Protection class IP</b>		IP00

#### Mechanical design:

<b>Mounting type</b>		standard rail
<b>Construction form of the iron core</b>		EI 120/72

<b>Width</b>	m	120
<b>Height</b>	m	170
<b>Depth</b>	m	128

#### Certificates/approvals:

General Product Approval	Shipping Approval	other
	 UL	 PRS
		<a href="#">Declaration of Conformity</a>

#### Further information:

##### Information- and Downloadcenter (Catalogs, Brochures,...)

<http://www.siemens.com/industrial-controls/catalogs>

##### Industry Mall (Online ordering system)

<http://www.siemens.com/industrial-controls/mall>

##### CAX-Online-Generator

<http://www.siemens.com/cax>

##### Service&Support (Manuals, Certificates, Characteristics, FAQs,...)

<http://support.automation.siemens.com/WW/view/en/4AV2400-2EB00-0B/all>

##### Image database (product images, 2D dimension drawings, 3D models, device circuit diagrams, ...)

[http://www.automation.siemens.com/bilddb/cax\\_en.aspx?mlfb=4AV2400-2EB00-0B](http://www.automation.siemens.com/bilddb/cax_en.aspx?mlfb=4AV2400-2EB00-0B)

last change:

Jul 7, 2014