

PIN BUS BAR SHOCKHAZARD SAFETY,
16QMM 2 PHASE+HS, L= 214MM CAN BE CUT,
WITH END CAPS





Similar to image

Technical data:

Busbar design		laminated
Length	mm	214
Width	mm	18
Operating current / rated value	A	80
Thickness / of busbar	mm	15
Material / of the busbar		SF-Cu F 24
Product property / flexible		Yes
Traitement de surface / étamé		No

Certificates/approvals:

General Product Approval	Declaration of Conformity	other
 GOST	 EG-Konf.	other

Further information:

Information- and Downloadcenter (Catalogs, Brochures,...)
<http://www.siemens.com/lowvoltage/catalogs>

Industry Mall (Online ordering system)

<http://www.siemens.com/lowvoltage/mall>

Service&Support (Manuals, Certificates, Characteristics, FAQs,...)

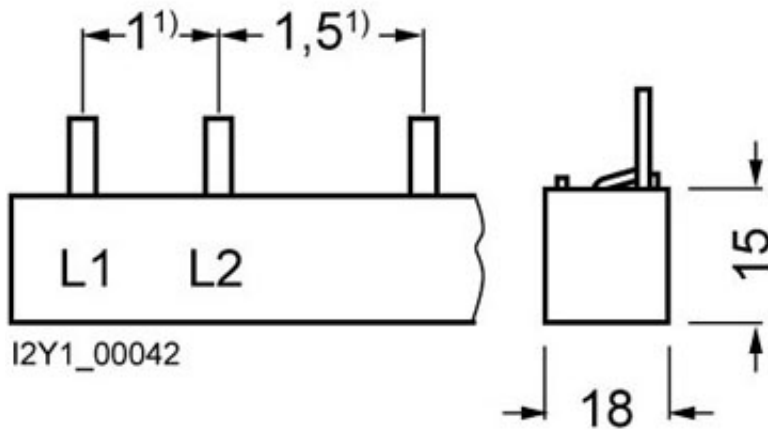
<http://support.automation.siemens.com/WW/view/en/5ST3706/all>

Image database (product images, 2D dimension drawings, 3D models, device circuit diagrams, ...)

http://www.automation.siemens.com/bilddb/cax_en.aspx?mlfb=5ST3706

CAX-Online-Generator

<http://www.siemens.com/cax>



¹⁾ Pin spacings in MW (Modular widths, 1 MW = 18 mm).

last change:

Nov 29, 2012