



CIRCUIT BREAKER 400V 15KA, 3-POLE, C, 3A, D=70MM

Similar to image

Technical data:

| | | |
|--|----|-----------------------|
| Type of mounting | | Quick assembly system |
| type of voltage | | AC/DC |
| Height | mm | 90 |
| Width | mm | 54 |
| Depth | mm | 76 |
| mounting position | | any |
| Mounting depth | mm | 70 |
| Current / for AC / rated value | A | 3 |
| Tripping characteristic class | | C |
| Supply voltage | | |
| • for AC / rated value | V | 400 |
| • with multi-phase operation / with AC / rated value | V | 400 |
| Switching capacity current | | |
| • in accordance with IEC 60947-2 / rated value | kA | 40 |
| • with DC / in accordance with IEC 60947-2 / rated value | kA | 15 |
| • acc. to EN 60898 / rated value | kA | 15 |
| Breaking capacity short-circuit current (Icn) | | |
| • with DC / in accordance with EN 60898-2 | kA | 15 |

| | | |
|---|---|---|
| • with AC / in accordance with UL 1077 and CSA C22.2 No.235 | kA | 5 |
| Active power loss / at rated value current / with AC / in warm operating state / per pole | W | 1.6 |
| Number of pitch units for width | | 3 |
| Product feature / sealable | | Yes |
| Degree of pollution | | 3 |
| Ambient temperature | °C | -25 ... +55 |
| Ambient temperature • during storage | °C | -40 ... +75 |
| Position / of power supply cord | | Any |
| Product property / properties for main switches in accordance with EN 60204-1 | | Yes |
| Mechanical operating cycles as operating time / typical | | 20,000 |
| Overvoltage class | | 3 |
| Product equipment / touch-protection | | Yes |
| Resistance against shock / according to IEC 60068-2-27 | | 150m/s ² at 11ms half-sine |
| Insulation voltage • with multi-phase operation / with AC / rated value | V | 440 |
| AWG number • as encoded connectable conductor cross-section | | 14 ... 4 |
| Section de conducteur raccordable • solid • multibrin • finely stranded • with wire end processing | mm ² mm ² mm ² | 0.75 ... 35 0.75 ... 35 0.75 ... 25 |
| Product component • combined terminal top • combined terminal bottom | | Yes Yes |
| Tightening torque • with screw-type terminals | N·m | 2.5 ... 3 |
| Tightening torque (lbf-in) • with screw connection | lbf-in | 22 ... 26 |
| Product feature • [not supplied - silicon-free] • halogen-free | | Yes Yes |
| Number of test cycles / for environmental testing / in accordance with IEC 60068-2-30 | | 6 |
| Item designation / according to DIN EN 61346-2 | | F |

Certificates/approvals:

General Product Approval

Declaration of Conformity



Shipping Approval

other



[other](#)

Further information:

Information- and Downloadcenter (Catalogs, Brochures,...)

<http://www.siemens.com/lowvoltage/catalogs>

Industry Mall (Online ordering system)

<http://www.siemens.com/lowvoltage/mall>

Service&Support (Manuals, Certificates, Characteristics, FAQs,...)

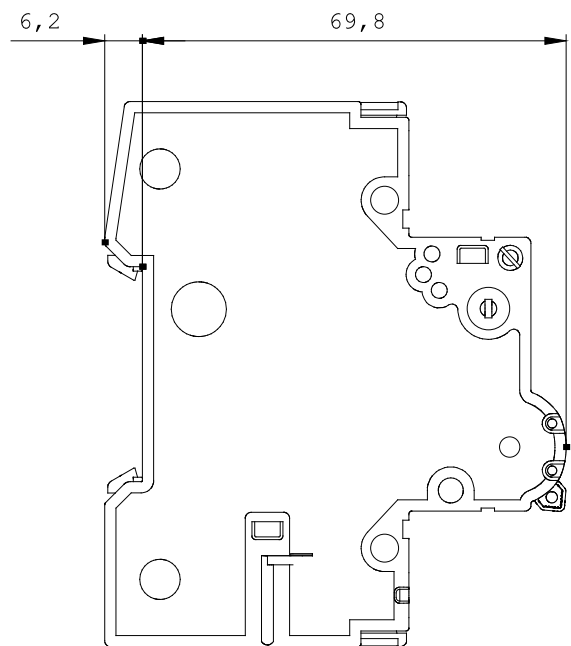
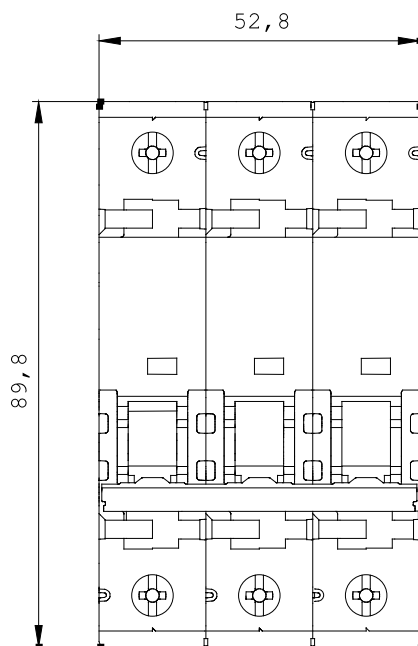
<http://support.automation.siemens.com/WW/view/en/5SY7303-7/all>

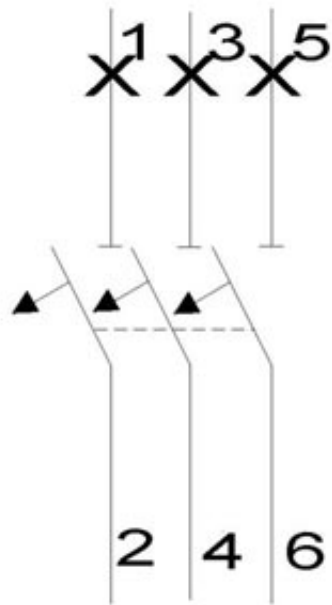
Image database (product images, 2D dimension drawings, 3D models, device circuit diagrams, ...)

http://www.automation.siemens.com/bilddb/cax_en.aspx?mlfb=5SY7303-7

CAX-Online-Generator

<http://www.siemens.com/cax>





last change:

Dec 31, 2012