



CIRCUIT BREAKER 400V 15KA, 4-POLE, C, 25A, D=70MM

Similar to image

Technical data:

Type of mounting		Quick assembly system
type of voltage		AC/DC
Height	mm	90
Width	mm	72
Depth	mm	76
mounting position		any
Mounting depth	mm	70
Current / for AC / rated value	A	25
Tripping characteristic class		C
Supply voltage		
• for AC / rated value	V	400
• with multi-phase operation / with AC / rated value	V	400
Switching capacity current		
• in accordance with IEC 60947-2 / rated value	kA	25
• with DC / in accordance with IEC 60947-2 / rated value	kA	15
• acc. to EN 60898 / rated value	kA	15
Breaking capacity short-circuit current (Icn)		
• with DC / in accordance with EN 60898-2	kA	15

• with AC / in accordance with UL 1077 and CSA C22.2 No.235	kA	5
Active power loss / at rated value current / with AC / in warm operating state / per pole	W	1.2
Number of pitch units for width		4
Product feature / sealable		Yes
Degree of pollution		3
Ambient temperature	°C	-25 ... +55
Ambient temperature • during storage	°C	-40 ... +75
Position / of power supply cord		Any
Product property / properties for main switches in accordance with EN 60204-1		Yes
Mechanical operating cycles as operating time / typical		20,000
Overvoltage class		3
Product equipment / touch-protection		Yes
Resistance against shock / according to IEC 60068-2-27		150m/s ² at 11ms half-sine
Insulation voltage • with multi-phase operation / with AC / rated value	V	440
AWG number • as encoded connectable conductor cross-section		14 ... 4
Section de conducteur raccordable • solid • multibrin • finely stranded • with wire end processing	mm ² mm ² mm ²	0.75 ... 35 0.75 ... 35 0.75 ... 25
Product component • combined terminal top • combined terminal bottom		Yes Yes
Tightening torque • with screw-type terminals	N·m	2.5 ... 3
Tightening torque (lbf-in) • with screw connection	lbf-in	22 ... 26
Product feature • [not supplied - silicon-free] • halogen-free		Yes Yes
Number of test cycles / for environmental testing / in accordance with IEC 60068-2-30		6
Item designation / according to DIN EN 61346-2		F

Certificates/approvals:

General Product Approval

Declaration of Conformity



CCC



GOST



IMQ



UL



VDE



EG-Konf.

Shipping Approval

other



GL



LRS



RINA

[other](#)

Further information:

Information- and Downloadcenter (Catalogs, Brochures,...)

<http://www.siemens.com/lowvoltage/catalogs>

Industry Mall (Online ordering system)

<http://www.siemens.com/lowvoltage/mall>

Service&Support (Manuals, Certificates, Characteristics, FAQs,...)

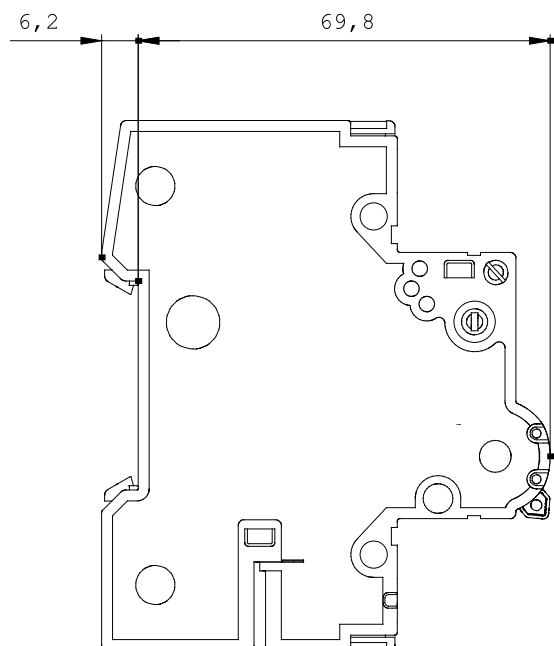
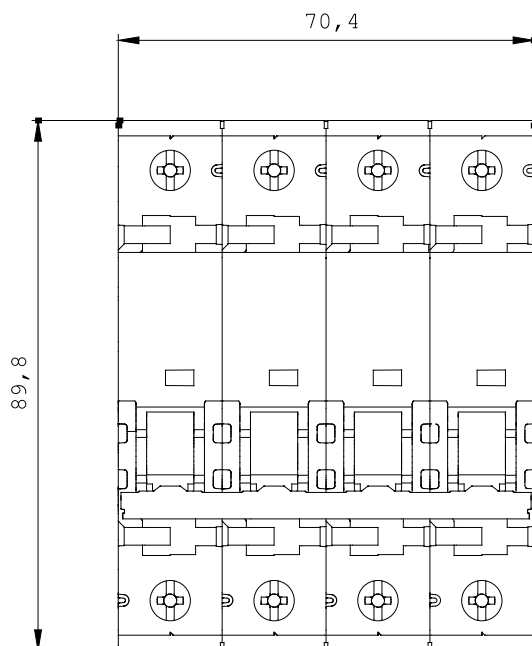
<http://support.automation.siemens.com/WW/view/en/5SY7425-7/all>

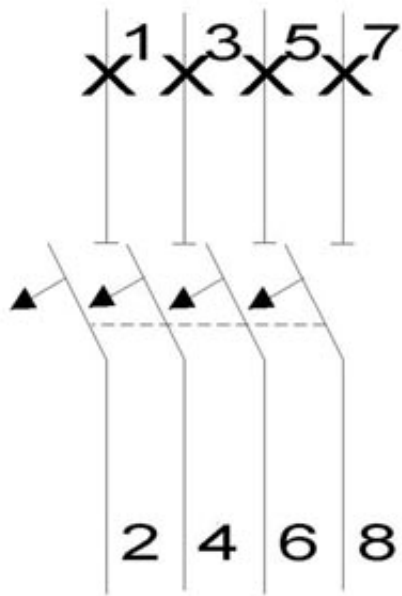
Image database (product images, 2D dimension drawings, 3D models, device circuit diagrams, ...)

http://www.automation.siemens.com/bilddb/cax_en.aspx?mlfb=5SY7425-7

CAX-Online-Generator

<http://www.siemens.com/cax>





last change:

Dec 31, 2012