



CIRCUIT BREAKER 400V 15KA, 3+N-POLE,  
D,0.3A, D=70MM

Similar to image

**Technical data:**

<b>Type of mounting</b>		Quick assembly system
<b>type of voltage</b>		AC/DC
<b>Height</b>	mm	90
<b>Width</b>	mm	72
<b>Depth</b>	mm	76
<b>mounting position</b>		any
<b>Mounting depth</b>	mm	70
<b>Current / for AC / rated value</b>	A	0.3
<b>Tripping characteristic class</b>		D
<b>Supply voltage</b>		
• for AC / rated value	V	400
• with multi-phase operation / with AC / rated value	V	400
<b>Switching capacity current</b>		
• in accordance with IEC 60947-2 / rated value	kA	50
• with DC / in accordance with IEC 60947-2 / rated value	kA	15
• acc. to EN 60898 / rated value	kA	15
<b>Breaking capacity short-circuit current (Icn)</b>		
• with DC / in accordance with EN 60898-2	kA	15

• with AC / in accordance with UL 1077 and CSA C22.2 No.235	kA	5
<b>Active power loss / at rated value current / with AC / in warm operating state / per pole</b>	W	2
<b>Number of pitch units for width</b>		4
<b>Product feature / sealable</b>		Yes
<b>Degree of pollution</b>		3
<b>Ambient temperature</b>	°C	-25 ... +55
<b>Ambient temperature</b> • during storage	°C	-40 ... +75
<b>Position / of power supply cord</b>		Any
<b>Product property / properties for main switches in accordance with EN 60204-1</b>		Yes
<b>Mechanical operating cycles as operating time / typical</b>		20,000
<b>Overvoltage class</b>		3
<b>Product equipment / touch-protection</b>		Yes
<b>Resistance against shock / according to IEC 60068-2-27</b>		150m/s <sup>2</sup> at 11ms half-sine
<b>Insulation voltage</b> • with multi-phase operation / with AC / rated value	V	440
<b>AWG number</b> • as encoded connectable conductor cross-section		14 ... 4
<b>Section de conducteur raccordable</b> • solid • multibrin • finely stranded • with wire end processing	mm <sup>2</sup> mm <sup>2</sup> mm <sup>2</sup>	0.75 ... 35 0.75 ... 35 0.75 ... 25
<b>Product component</b> • combined terminal top • combined terminal bottom		Yes Yes
<b>Tightening torque</b> • with screw-type terminals	N·m	2.5 ... 3
<b>Tightening torque (lbf-in)</b> • with screw connection	lbf-in	22 ... 26
<b>Product feature</b> • [not supplied - silicon-free] • halogen-free		Yes Yes
<b>Number of test cycles / for environmental testing / in accordance with IEC 60068-2-30</b>		6
<b>Item designation / according to DIN EN 61346-2</b>		F

#### Certificates/approvals:

## General Product Approval



CCC



GOST



IMQ



UL



VDE

## Shipping Approval



LRS



RINA

other

[other](#)

## Further information:

### Information- and Downloadcenter (Catalogs, Brochures,...)

<http://www.siemens.com/lowvoltage/catalogs>

### Industry Mall (Online ordering system)

<http://www.siemens.com/lowvoltage/mall>

### Service&Support (Manuals, Certificates, Characteristics, FAQs,...)

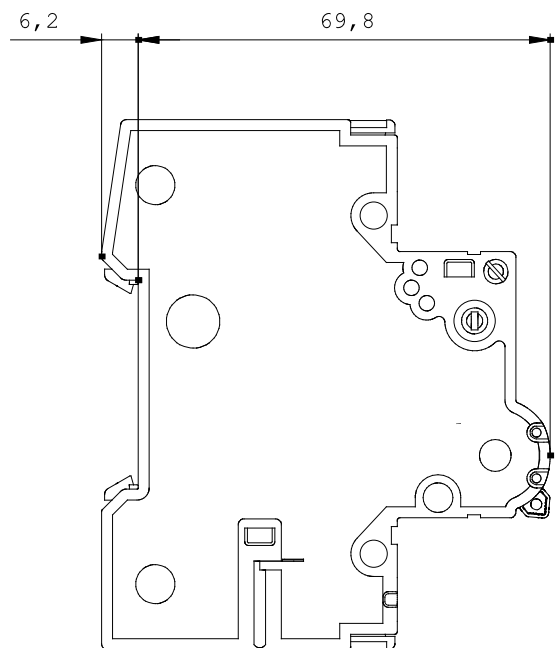
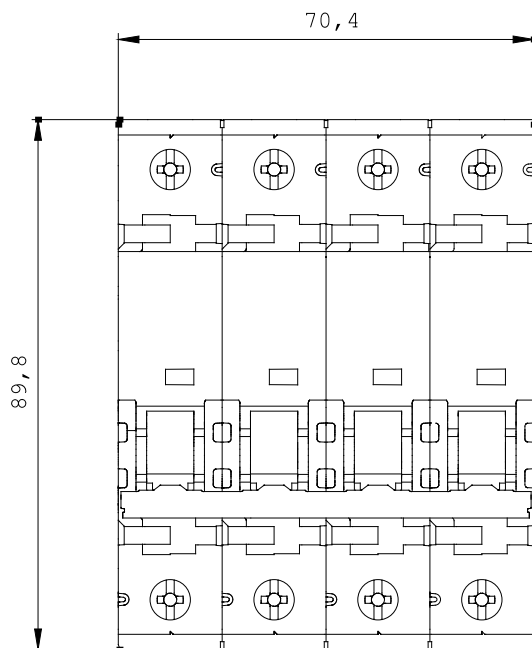
<http://support.automation.siemens.com/WW/view/en/5SY7614-8/all>

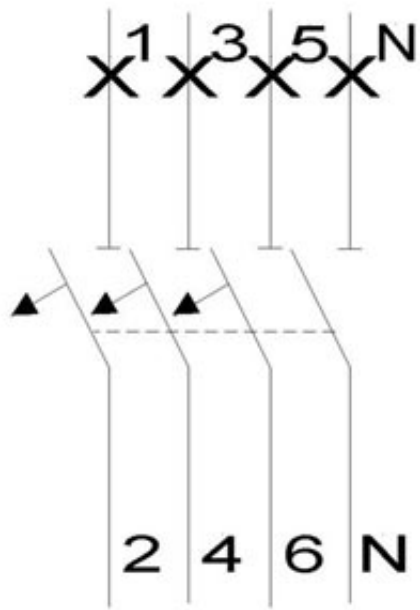
### Image database (product images, 2D dimension drawings, 3D models, device circuit diagrams, ...)

[http://www.automation.siemens.com/bilddb/cax\\_en.aspx?mlfb=5SY7614-8](http://www.automation.siemens.com/bilddb/cax_en.aspx?mlfb=5SY7614-8)

### CAX-Online-Generator

<http://www.siemens.com/cax>





last change:

Dec 31, 2012