

SAIP-M12WM12W-3-3.0U

Weidmüller Interface GmbH & Co. KG

Klingenbergstraße 26

D-32758 Detmold

Germany

www.weidmueller.com



Sensor/actuator cables are used for wiring sensors and actuators and for transmitting data or power in various applications. The moulded cable offers connected and tested connection of the plug-in connector to the cable ex-works. The cables may be exposed to a wide range of conditions, such as humidity, dust, heat, cold, shock or vibration.

Our developers have focused specifically on this issue and designed a host of different M8 and M12 sensor-actuator cables so you are bound to find the solution you need for your application.

The M8 and M12 sensor-actuator cables are supplied as standard with brass nickel-plated nuts. However if you are looking to use our products in an extremely harsh environment, we can also supply a variant with a plastic nut. This enables use in environments where cables with nickel-plated M8 and M12 nuts would rust.

Is there something you have not managed to find or you feel needs explanation? Talk to us!

General ordering data

Version	Sensor/actuator line, Connecting line, M12 / M12, Number of poles : 3, 3 m, pin, 90° - socket 90°; Shielded: No, LED: No, Sheath material: PUR, Halogen: No
Order No.	1108700300
Type	SAIP-M12WM12W-3-3.0U
GTIN (EAN)	4032248888603
Qty.	1 pc(s).

SAIP-M12WM12W-3-3.0U

Weidmüller Interface GmbH & Co. KG
 Klingenbergstraße 26
 D-32758 Detmold
 Germany

www.weidmueller.com

Technical data

Dimensions and weights

Net weight	100 g
------------	-------

Environmental Product Compliance

REACH SVHC	Lead 7439-92-1
------------	----------------

Technical specifications for cable

Acceleration	5 m/s ²	
Bending cycles	12 Mio	
Bending radius, min., moving	10 x cable diameter	
Bending radius, min., stationary	5 x cable diameter	
Cable length	3 m	
Colour coding	brown, blue, black	
Configurable cable length	No	
Core cross-section	0.34 mm ²	
Core in accordance with UL AWM style	10493 (80 °C / 300 V)	
Halogen	No	
Housing main material	PUR	
Hydrolysis and microbe resistant	Yes	
Insulation	PP	
LABS-free	Yes	
Number of poles	3	
Number of poles	3	
Outer cladding in accordance with UL AWM style	20233/21198 (80 °C / 300 V)	
Outer diameter	4.3 ± 0.2 mm	
Outside diameter	4.3 mm ± 0.2 mm	
Outside diameter	Diameter	4.3 mm
	Signs	±
	Tolerance	0.2 mm
Resistance to oils	in accordance with IEC 60811:404	
Resistance to spread of flame	In accordance with UL1581 UL/ CUL FT1, in accordance with IEC 60332-1-2, in accordance with IEC 60332-1-3, in accordance with IEC 60332-2-2	
Resistant to welding beads	No	
Sheath material	PUR	
Sheathing colour	black	
Shielded	No	
Speed	5 m/s	
Suitable for cable carriers	Yes	
Temperature range, moving	-25...80 °C	
Temperature range, moving, max.	80 °C	
Temperature range, moving, min.	-25 °C	
Temperature range, stationary	-40...80 °C	
Temperature range, stationary, max.	80 °C	
Temperature range, stationary, min.	-40 °C	
Torsion resistance	360 °/m	

SAIP-M12WM12W-3-3.0U

Weidmüller Interface GmbH & Co. KG

Klingenbergstraße 26

D-32758 Detmold

Germany

www.weidmueller.com

Technical data

General technical data

AF size	12 mm	Coding	A
Connection thread	M12 / M12	Contact surface	Gold-plated
Housing main material	PUR	Insulation strength	10 ⁸ Ω
LED	No	Plugging cycles	≥ 100
Pollution severity	3	Protection degree	IP65, IP66, IP67, IP68, when screwed in
Rated current	4 A	Rated voltage	250 V
Temperature range of housing	-25...+80 °C	Threaded ring material	Plastic
Tightening torque	M12 (plastic): 0.9 - 1.1 Nm	Version	pin, 90°; - socket 90°;
jumpered	No		

Classifications

ETIM 6.0	EC001855	ETIM 7.0	EC001855
ECLASS 9.0	27-06-03-11	ECLASS 9.1	27-06-03-11
ECLASS 10.0	27-06-03-11	ECLASS 11.0	27-06-03-11

Approvals

Approvals



ROHS	Conform
UL File Number Search	E307231

Downloads

Engineering Data [EPLAN, WSCAD](#)

SAIP-M12WM12W-3-3.0U

Weidmüller Interface GmbH & Co. KG
 Klingenbergstraße 26
 D-32758 Detmold
 Germany

www.weidmueller.com

Drawings

Dimensioned drawing

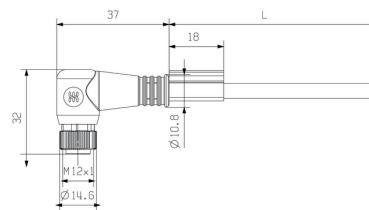


Male, angled

Pole scheme

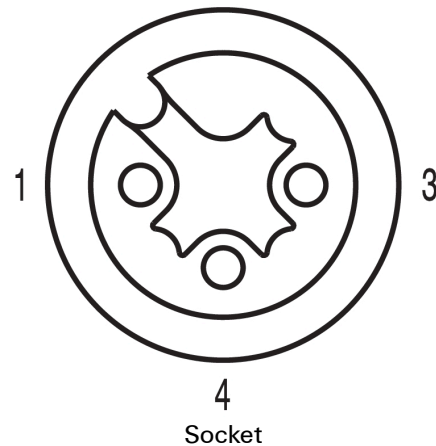


Dimensioned drawing

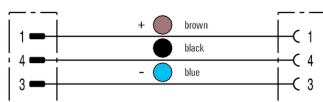


Angled socket

Pole scheme



Wiring diagram



The ideal tool: Screwty® with torque function



Light, securely screwed-in round plug-in connectors. Screwty set DM / VPE: 1 / Order No.: 1920000000 Adapters: M12, M12 F, M8, M8 F