

DRM570730LT AU**Weidmüller Interface GmbH & Co. KG**

Klingenbergstraße 26

D-32758 Detmold

Germany

www.weidmueller.com

Product image

Similar to illustration

Individual relays within the D-SERIES DRM

- 4 CO contacts
- AC coils
- With integrated status LED and test button

General ordering data

Version	D-SERIES DRM, Relay, Number of contacts: 4, CO contact, AgNi 5µm Au, AgNi gold-plated, Rated control voltage: 230 V AC, Continuous current: 5 A, Plug-in connection
Order No.	7760056190
Type	DRM570730LT AU
GTIN (EAN)	4032248922291
Qty.	20 pc(s).

Creation date March 29, 2021 8:47:52 PM CEST

Catalogue status 12.03.2021 / We reserve the right to make technical changes.

DRM570730LT AU

Weidmüller Interface GmbH & Co. KG

Klingenbergstraße 26

D-32758 Detmold

Germany

www.weidmueller.com

Technical data

Dimensions and weights

Depth	35.7 mm	Depth (inches)	1.406 inch
Height	27.4 mm	Height (inches)	1.079 inch
Net weight	35 g	Width	21 mm
Width (inches)	0.827 inch		

Temperatures

Storage temperature	-40 °C...70 °C	Operating temperature	-40 °C...55 °C
Humidity	35...85 % rel. humidity, no condensation		

Environmental Product Compliance

REACH SVHC	Lead 7439-92-1
------------	----------------

Control side

Coil resistance	15000 Ω ± 10 %	Power rating	1.0...1.2VA (60HZ)
Pull-in/drop-out voltage, typ.	184 V / 69 V AC	Rated control voltage	230 V AC
Rated current AC	6.1 mA (50 Hz), 5.2 mA (60 Hz)	Status indicator	red LED

Load side

AC switching capacity (resistive), max.	1250 VA	Continuous current	5 A
DC switching capacity (resistive), max.	120 W @ 24 V	Inrush current	10 A / 50 ms
Max. switching frequency at rated load	0.1 Hz	Min. switching power	1 mA @ 1 V
Rated switching voltage	250 V AC	Switch-off delay	≤ 20 ms
Switch-on delay	≤ 20 ms		

Contact data

Contact type	4 CO contact (AgNi 5µm Au, AgNi gold-plated)	Contact resistance	≤ 50 mΩ
Mechanical service life	20 x 10 ⁶ switching cycles		

General data

Test button	yes (lockable)		
Mechanical switch position indicator	Yes		
Colour	Transparent		
UL94 flammability rating component	Component	Relay cover	
	UL94 flammability rating	V-2	
	Component	Relay baseplate	
	UL94 flammability rating	V-0	
	Component	Relay status indicator	
	UL94 flammability rating	HB	
	Component	Relay test button	
	UL94 flammability rating	HB	

DRM570730LT AU**Weidmüller Interface GmbH & Co. KG**

Klingenbergstraße 26

D-32758 Detmold

Germany

www.weidmueller.com

Technical data**Insulation coordination**

Creepage and clearance distance input – output	≥ 5.5 mm	Dielectric strength of neighbouring contacts	1 kV _{eff} / 1 min
Dielectric strength of open contact	1 kV _{eff} / 1 min	Dielectric strength, Input/Output	1.8 kV _{eff} / 1 min.
Impulse withstand voltage	6 kV (1.2/50 μs)	Pollution severity	2
Protection degree	IP20	Rated voltage	250 V
Surge voltage category	III		

Further details of approvals / standards

Standards	IEC 61810-1, EN 60664-1:2007, EN 61000-6-2:2005, EN 61000-6-4:2007 + A1:2011
-----------	--

Connection data

Wire connection method	Plug-in connection
------------------------	--------------------

Classifications

ETIM 6.0	EC001437	ETIM 7.0	EC001437
ECLASS 9.0	27-37-16-01	ECLASS 9.1	27-37-16-01
ECLASS 10.0	27-37-16-01	ECLASS 11.0	27-37-16-01

Approvals

Approvals



ROHS	Conform
------	---------

Downloads

Approval/Certificate/Document of Conformity	EU Konformitätserklärung / EU Declaration of Conformity
Engineering Data	STEP
Engineering Data	EPLAN.WSCAD

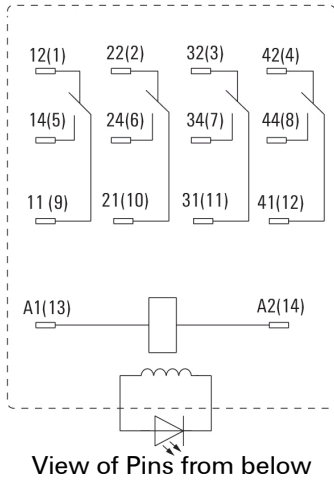
DRM570730LT AU

Weidmüller Interface GmbH & Co. KG
 Klingenbergstraße 26
 D-32758 Detmold
 Germany

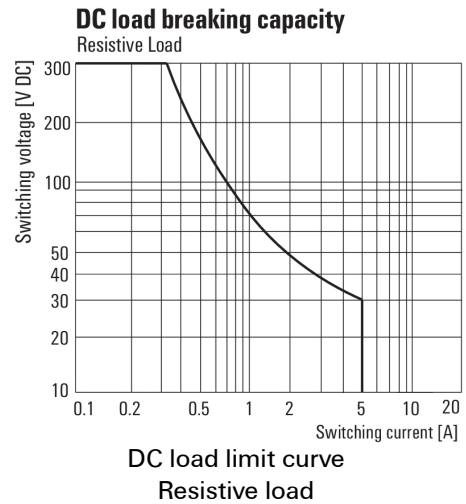
www.weidmueller.com

Drawings

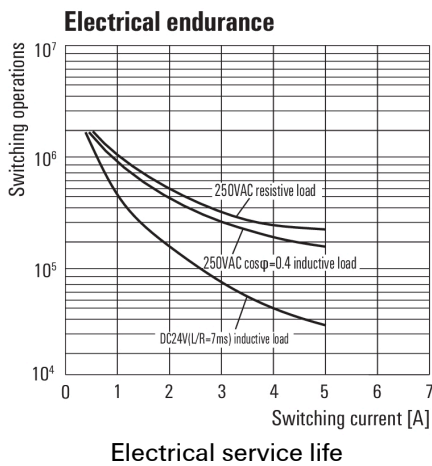
Wiring diagram



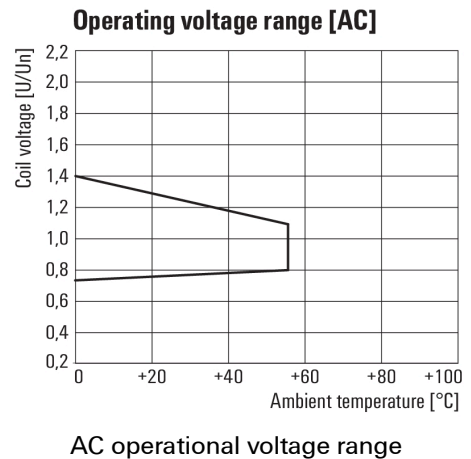
Graph



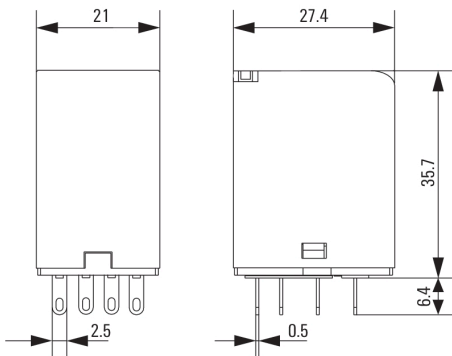
Graph



Graph



Dimensional drawing



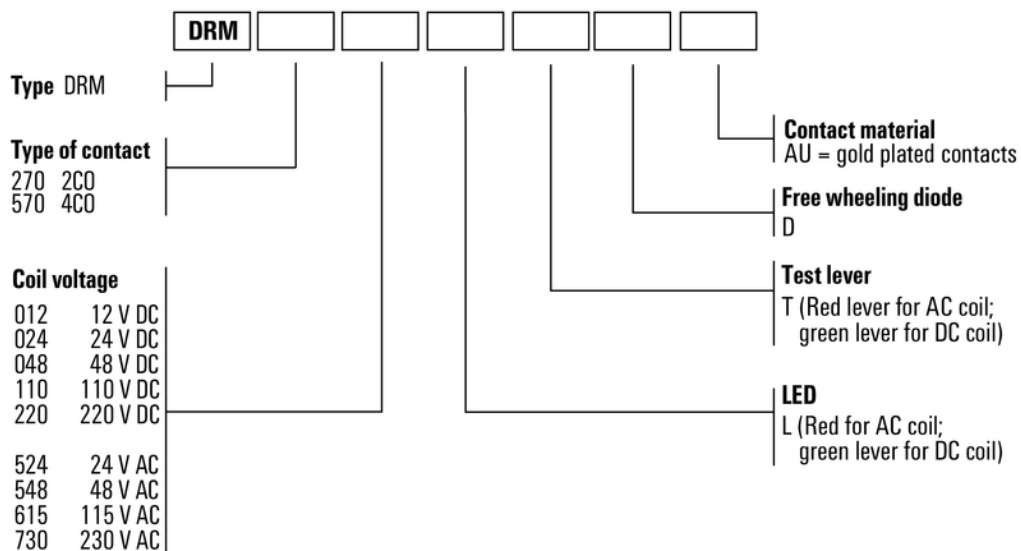
DRM570730LT AU

Weidmüller Interface GmbH & Co. KG
 Klingenbergstraße 26
 D-32758 Detmold
 Germany

www.weidmueller.com

Drawings

Miscellaneous



Type codes