

## DRMKIT 24VAC 4CO LD

**Weidmüller Interface GmbH & Co. KG**  
 Klingenbergstraße 26  
 D-32758 Detmold  
 Germany

www.weidmueller.com

### Product image



Similar to illustration

- Mounted kit consisting relay, socket and retaining clip
- 100 % function tested
- 100 % check of the dielectric strenght between input - output
- 4 CO contacts
- With mechanical status indicator
- Optional Test button with coloured identification of coils (AC red / DC blue)
- Bright status LED (AC coil: red / DC coil: green)

### General ordering data

Version	D-SERIES DRM, Relay module, Number of contacts: 4, CO contact AgNi flash gold-plated, Rated control voltage: 24 V AC, Continuous current: 5 A, Screw connection
Order No.	<a href="#">1542430000</a>
Type	DRMKIT 24VAC 4CO LD
GTIN (EAN)	4050118347272
Qty.	10 pc(s).
Relevant base	<a href="#">7760056264</a>
Relevant relay	<a href="#">7760056092</a>

Creation date March 24, 2021 5:32:07 AM CET

## DRMKIT 24VAC 4CO LD

**Weidmüller Interface GmbH & Co. KG**

Klingenbergstraße 26

D-32758 Detmold

Germany

www.weidmueller.com

## Technical data

### Dimensions and weights

Depth	66.8 mm	Depth (inches)	2.63 inch
Height	79.9 mm	Height (inches)	3.146 inch
Net weight	93.35 g	Width	27.2 mm
Width (inches)	1.071 inch		

### Temperatures

Storage temperature	-40 °C...70 °C	Operating temperature	-40 °C...55 °C
---------------------	----------------	-----------------------	----------------

### Environmental Product Compliance

REACH SVHC	Lead 7439-92-1
------------	----------------

### Control side

Coil resistance	160 Ω ± 10 %	Power rating	1.0...1.2VA (60HZ)
Pull-in/drop-out voltage, typ.	19.2 V / 7.2 V AC	Rated control voltage	24 V AC
Rated current AC	62.4 mA (50 Hz), 52.2 mA (60 Hz)	Status indicator	red LED

### Load side

AC switching capacity (resistive), max.	1250 VA	Continuous current	5 A
DC switching capacity (resistive), max.	120 W @ 24 V	Inrush current	10 A / 50 ms
Max. switching frequency at rated load	0.1 Hz	Min. switching power	10 mA @ 12 V, 100 mA @ 5 V
Rated switching voltage	250 V AC	Switch-off delay	≤ 20 ms
Switch-on delay	≤ 20 ms		

### Contact data

Contact type	4 CO contact (AgNi flash gold-plated)	Contact resistance	≤ 50 mΩ
Mechanical service life	20 x 10 <sup>6</sup> switching cycles		

### General data

Rail	TS 35		
Test button	No		
Mechanical switch position indicator	Yes		
Colour	black		
UL94 flammability rating component	Component	Housing	
	UL94 flammability rating	V-2	
	Component	Mounting foot	
	UL94 flammability rating	HB	
	Component	Retaining clip	
	UL94 flammability rating	HB	
	Component	Relay cover	
	UL94 flammability rating	V-2	
	Component	Relay baseplate	
	UL94 flammability rating	V-0	
	Component	Relay status indicator	
	UL94 flammability rating	HB	
Component	Relay test button		
UL94 flammability rating	HB		

Creation date March 24, 2021 5:32:07 AM CET

**DRMKIT 24VAC 4CO LD****Weidmüller Interface GmbH & Co. KG**

Klingenbergstraße 26

D-32758 Detmold

Germany

www.weidmueller.com

**Technical data****Insulation coordination**

Creepage and clearance distance input – output	≥ 5.5 mm	Dielectric strength of neighbouring contacts	1 kV <sub>eff</sub> / 1 min
Dielectric strength of open contact	1 kV <sub>eff</sub> / 1 min	Dielectric strength, Input/Output	1.8 kV <sub>eff</sub> / 1 min.
Impulse withstand voltage	4.8 kV (1.2/50 μs)	Insulating material group	C
Pollution severity	2	Protection degree	IP20
Rated voltage	250 V	Surge voltage category	III

**Further details of approvals / standards**

Certificate no. (cURus) relay	E312083	Certificate no. (cURus) base	E312083
-------------------------------	---------	------------------------------	---------

**Connection data**

Wire connection method	Screw connection	Stripping length, rated connection	7 mm
Tightening torque, min.	0.5 Nm	Tightening torque, max.	0.7 Nm
Clamping range, min.	0.5 mm <sup>2</sup>	Clamping range, max.	2.5 mm <sup>2</sup>
Wire cross-section, solid, min.	0.5 mm <sup>2</sup>	Wire cross-section, solid, max.	2.5 mm <sup>2</sup>
Wire connection cross section, finely stranded, min.	0.5 mm <sup>2</sup>	Wire connection cross section, finely stranded, max.	2.5 mm <sup>2</sup>
Wire connection cross-section, finely stranded with wire-end ferrules DIN 46228/4, min.	0.5 mm <sup>2</sup>	Wire connection cross-section, finely stranded with wire-end ferrules DIN 46228/4, max.	2.5 mm <sup>2</sup>
Conductor cross-section, flexible, AEH (DIN 46228-1), min.	0.5 mm <sup>2</sup>	Conductor cross-section, flexible, AEH (DIN 46228-1), max.	2.5 mm <sup>2</sup>
Wire connection cross section, finely stranded, two clampable wires, min.	0.5 mm <sup>2</sup>	Wire cross-section, finely stranded, two clampable wires, max.	1 mm <sup>2</sup>
Blade size	size PH1		

**Classifications**

ETIM 6.0	EC001437	ETIM 7.0	EC001437
ECLASS 9.0	27-37-16-01	ECLASS 9.1	27-37-16-01
ECLASS 10.0	27-37-16-01	ECLASS 11.0	27-37-16-01

**Approvals**

Approvals



ROHS

Conform

**Downloads**

Approval/Certificate/Document of Conformity	<a href="#">EU Konformitätserklärung / EU Declaration of Conformity</a>
Engineering Data	<a href="#">STEP</a>
Engineering Data	<a href="#">EPLAN, WSCAD, Zuken E3.S</a>

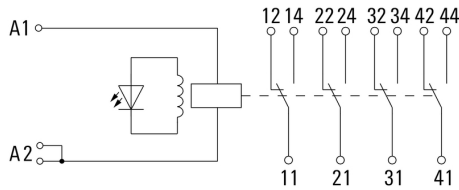
**DRMKIT 24VAC 4CO LD**

**Weidmüller Interface GmbH & Co. KG**  
 Klingenbergstraße 26  
 D-32758 Detmold  
 Germany

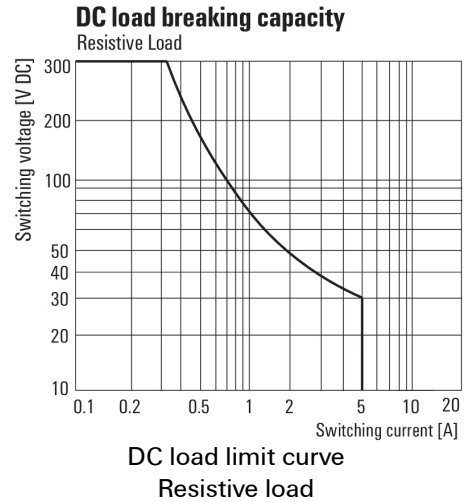
www.weidmueller.com

**Drawings**

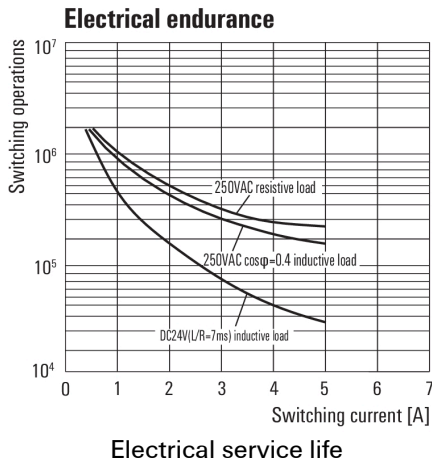
**Wiring diagram**



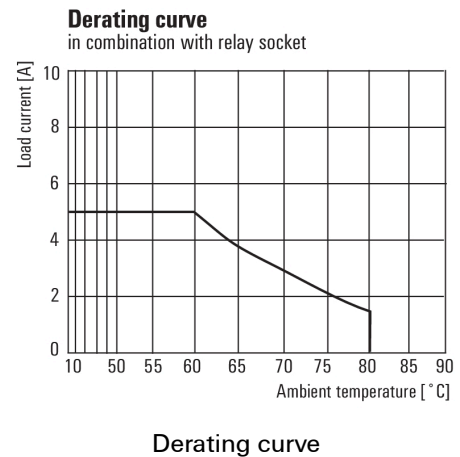
**Graph**



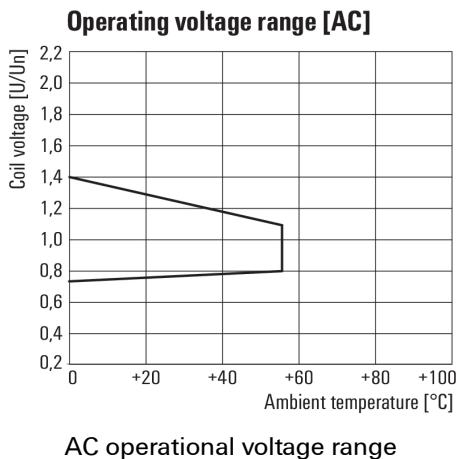
**Graph**



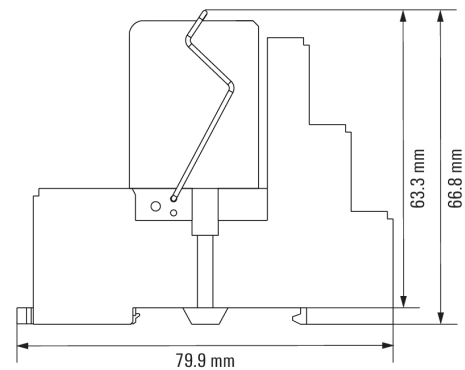
**Graph**



**Graph**



**Dimensional drawing**



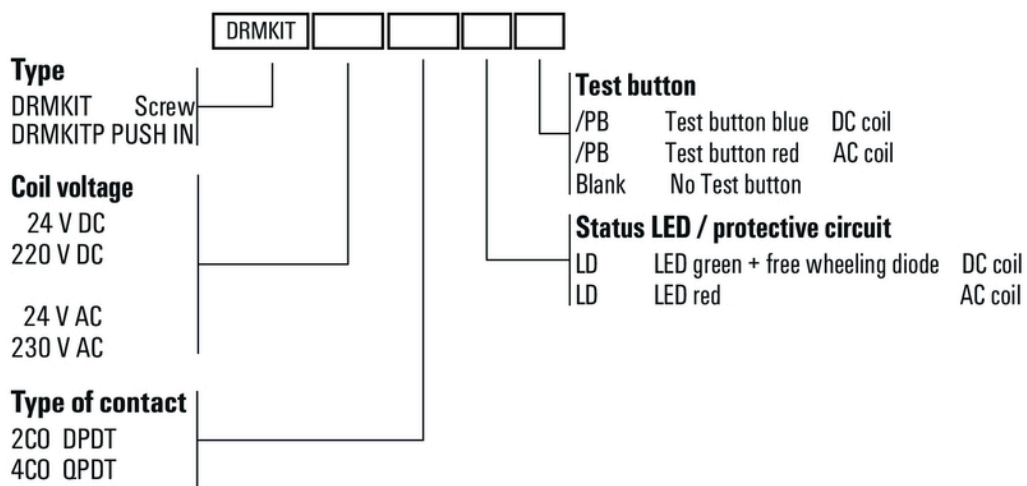
**DRMKIT 24VAC 4CO LD**

**Weidmüller Interface GmbH & Co. KG**  
 Klingenbergstraße 26  
 D-32758 Detmold  
 Germany

www.weidmueller.com

**Drawings**

**Miscellaneous**



Type codes