

**DRL370730L****Weidmüller Interface GmbH & Co. KG**

Klingenbergstraße 26

D-32758 Detmold

Germany

www.weidmueller.com

**Product image**

Similar to illustration

Individual relays within the D-SERIES DRL

- 3 CO contacts
- Optional AC or DC coils
- With integrated status LED

**General ordering data**

Version	D-SERIES DRL, Relay, Number of contacts: 3, CO contact AgCdO, Rated control voltage: 230 V AC, Continuous current: 10 A, Flat blade connections (4.8 mm x 0.5 mm)
Order No.	<a href="#">1133930000</a>
Type	DRL370730L
GTIN (EAN)	4032248953431
Qty.	10 pc(s).

Creation date March 23, 2021 1:24:51 AM CET

Catalogue status 12.03.2021 / We reserve the right to make technical changes.

**DRL370730L****Weidmüller Interface GmbH & Co. KG**

Klingenbergstraße 26

D-32758 Detmold

Germany

www.weidmueller.com

**Technical data****Dimensions and weights**

Depth	36 mm	Depth (inches)	1.417 inch
Height	28 mm	Height (inches)	1.102 inch
Net weight	56.2 g	Width	31.5 mm
Width (inches)	1.24 inch		

**Temperatures**

Storage temperature	-25 °C...55 °C	Operating temperature	-25 °C...55 °C
Humidity	35 % to 85 % relative humidity level		

**Environmental Product Compliance**

REACH SVHC	Lead 7439-92-1
------------	----------------

**Rated data UL**

Certificate No. (cURus)	E312083
-------------------------	---------

**Control side**

Coil resistance	8600 $\Omega \pm 10\%$	Power rating	2 VA
Pull-in/drop-out voltage, typ.	184 V / 69 V AC	Rated control voltage	230 V AC
Rated current AC	10 mA	Status indicator	red LED

**Load side**

AC switching capacity (resistive), max.	2500 VA	Continuous current	10 A
DC switching capacity (resistive), max.	240 W @ 24 V	Inrush current	50 A / 50 ms
Max. switching frequency at rated load	0.1 Hz	Min. switching power	100 mA @ 12 V
Rated switching voltage	250 V AC	Switch-off delay	$\leq 20$ ms
Switch-on delay	$\leq 20$ ms		

**Contact data**

Contact type	3 CO contact (AgCdO)	Contact resistance	$\leq 50$ m $\Omega$
Mechanical service life	10 x 10 <sup>6</sup> switching cycles		

**General data**

Test button	No		
Mechanical switch position indicator	Yes		
Colour	Transparent		
UL94 flammability rating component	Component	Relay cover	
	UL94 flammability rating	V-2	
	Component	Relay baseplate	
	UL94 flammability rating	V-0	
UL94 flammability rating component	Component	Relay status indicator	
	UL94 flammability rating	HB	

## DRL370730L

Weidmüller Interface GmbH &amp; Co. KG

Klingenbergstraße 26

D-32758 Detmold

Germany

www.weidmueller.com

## Technical data

## Insulation coordination

Creepage and clearance distance input – output	≥ 4 mm	Dielectric strength of neighbouring contacts	1.2 kV <sub>eff</sub> / 1 min.
Dielectric strength of open contact	1.2 kV <sub>eff</sub> / 1 min.	Dielectric strength, Input/Output	2 kV <sub>eff</sub> / 1 min
Impulse withstand voltage	5 kV (1.2/50 μs)	Insulating material group	IIIa
Pollution severity	3	Protection degree	IP20
Rated voltage	250 V	Surge voltage category	III

## Further details of approvals / standards

Standards	IEC 61810-1, EN 60664-1:2007, EN 61000-6-2:2005, EN 61000-6-4:2007 + A1:2011, UL 508	Certificate No. (cURus)	E312083
-----------	--	-------------------------	---------

## Connection data

Wire connection method	Flat blade connections (4.8 mm x 0.5 mm)
------------------------	--

## Classifications

ETIM 6.0	EC001437	ETIM 7.0	EC001437
ECLASS 9.0	27-37-16-01	ECLASS 9.1	27-37-16-01
ECLASS 10.0	27-37-16-01	ECLASS 11.0	27-37-16-01

## Important note

Product information	This article uses an exemption named in Annex III of the RoHS Directive 2011/65/EU "8b - Cadmium and cadmium compounds in electrical contacts", which could only be valid until 21.07.2021, depending on the product category. Please check whether you can use this article depending on the place of marketing and the product category concerned. Alternative product with modified contact material:
---------------------	--

## Approvals

Approvals



ROHS	Conform
UL File Number Search	E312083

## Downloads

Approval/Certificate/Document of Conformity	<a href="#">EU Konformitätserklärung / EU Declaration of Conformity</a>
Engineering Data	<a href="#">STEP</a>
Engineering Data	<a href="#">EPLAN, WSCAD</a>

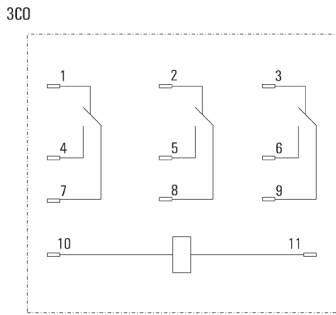
**DRL370730L**

**Weidmüller Interface GmbH & Co. KG**  
 Klingenbergstraße 26  
 D-32758 Detmold  
 Germany

www.weidmueller.com

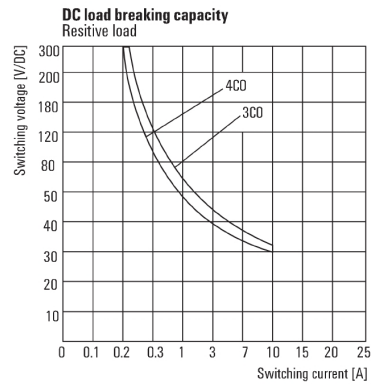
**Drawings**

**Wiring diagram**



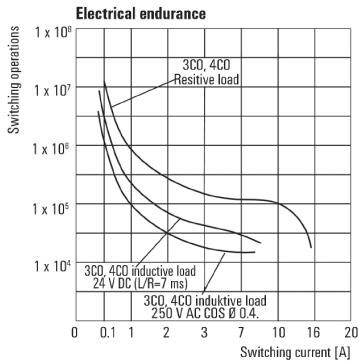
View of Pins from below

**DC load limit curve**



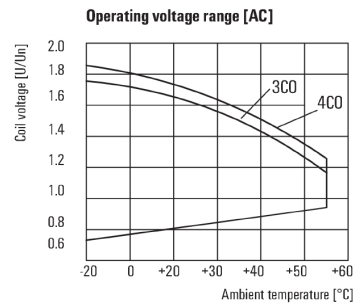
Resistive load

**Graph**



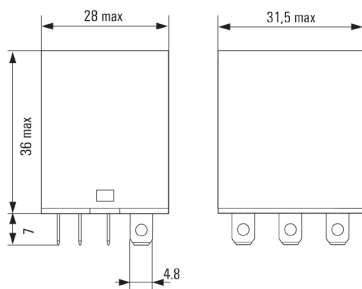
Electrical service life

**Graph**



AC operational voltage range

**Dimensional drawing**



**Data sheet**

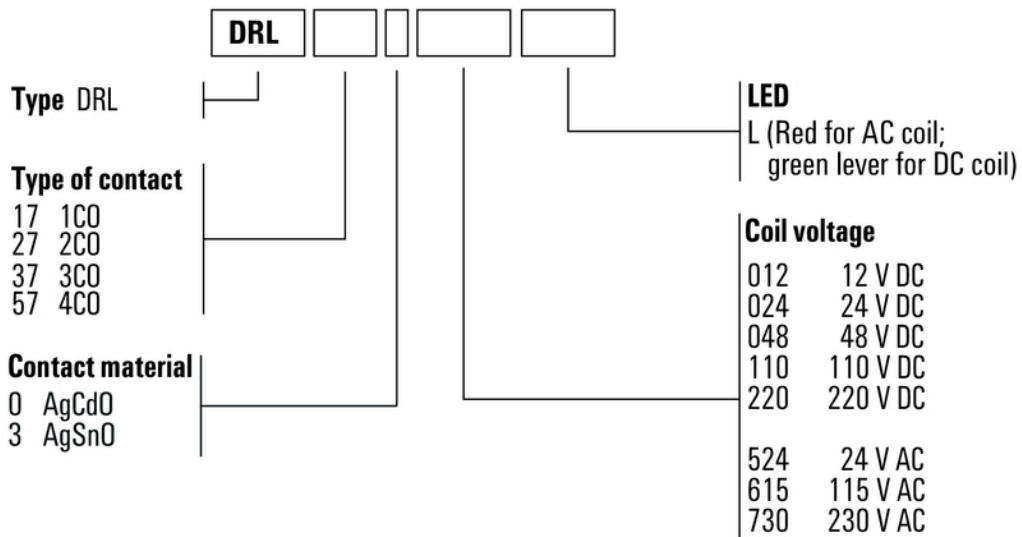
**DRL370730L**

**Weidmüller Interface GmbH & Co. KG**  
 Klingenbergstraße 26  
 D-32758 Detmold  
 Germany

www.weidmueller.com

**Drawings**

**Miscellaneous**



Type codes