

SAIL-M12WM12G-K-1.5P**Weidmüller Interface GmbH & Co. KG**

Klingenbergstraße 26

D-32758 Detmold

Germany

www.weidmueller.com



Your peripheral devices should be supplied with greater power. With our new M12 plug-in connector, more than 250 V and 2 A is possible without problems. The compact S- and T-coded M12 plug-in connectors are designed for the transmission of up to 630 V AC or 60 V DC and 12 A.

General ordering data

Version	Power cable, Connecting line, M12 / M12, Number of poles : 5 (4 + PE), 1.5 m, pin, angled - bush straight, Shielded: No, LED: No, Sheath material: PUR, Halogen: No
Order No.	2455310150
Type	SAIL-M12WM12G-K-1.5P
GTIN (EAN)	4050118470482
Qty.	1 pc(s).

Creation date March 27, 2021 12:48:12 AM CET

Catalogue status 12.03.2021 / We reserve the right to make technical changes.

SAIL-M12WM12G-K-1.5P**Weidmüller Interface GmbH & Co. KG**

Klingenbergstraße 26

D-32758 Detmold

Germany

www.weidmueller.com

Technical data**Dimensions and weights**

Net weight 100 g

Environmental Product Compliance

REACH SVHC Lead 7439-92-1

Technical specifications for cable

Acceleration	5 m/s ²	
Bending cycles	10 Mio	
Bending radius, min., moving	7.5 x cable diameter	
Bending radius, min., stationary	4 x cable diameter	
Cable length	1.5 m	
Colour coding	Green/yellow, black (1), black (2), black (3), black (4)	
Configurable cable length	No	
Core cross-section	1.5 mm ²	
Halogen	No	
Housing main material	PUR	
Insulation	PP	
Number of poles	5	
Number of poles	5 (4 + PE)	
Outer cladding in accordance with UL AWM style	20939 (80 °C / 600 V)	
Outside diameter	Diameter	8 mm
	Signs	±
	Tolerance	0.2 mm
Outside diameter	8 mm ± 0.2 mm	
PE function	Yes	
Resistant to welding beads	No	
Sheath material	PUR	
Sheathing colour	black	
Shielded	No	
Speed	5 m/s	
Suitable for cable carriers	Yes	
Temperature range, moving	-30...80 °C	
Temperature range, moving, max.	80 °C	
Temperature range, moving, min.	-30 °C	
Temperature range, stationary	-40...80 °C	
Temperature range, stationary, max.	80 °C	
Temperature range, stationary, min.	-40 °C	

General technical data

Coding	K	Connection thread	M12 / M12
Contact surface	Gold-plated	Housing main material	PUR
Insulation strength	10 ⁸ Ω	LED	No
Plugging cycles	≤ 100	Pollution severity	3
Protection degree	IP65, IP67, when screwed in	Rated current	16 A
Rated voltage	600 V	Temperature range of housing	-25...+80 °C
Version	pin, angled - bush straight	jumpered	No

Creation date March 27, 2021 12:48:12 AM CET

Catalogue status 12.03.2021 / We reserve the right to make technical changes.

2

Data sheet

SAIL-M12WM12G-K-1.5P

Weidmüller Interface GmbH & Co. KG
 Klingenbergstraße 26
 D-32758 Detmold
 Germany

www.weidmueller.com

Technical data

Standards

Connector standard IEC 61076-2-111

Classifications

ETIM 6.0	EC001855	ETIM 7.0	EC001855
ECLASS 9.0	27-06-03-11	ECLASS 9.1	27-06-03-11
ECLASS 10.0	27-06-03-11	ECLASS 11.0	27-06-03-11

Approvals

Approvals



ROHS	Conform
UL File Number Search	E257571

Downloads

Engineering Data [STEP](#)

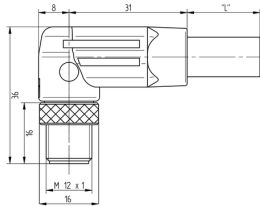
SAIL-M12WM12G-K-1.5P

Weidmüller Interface GmbH & Co. KG
 Klingenbergstraße 26
 D-32758 Detmold
 Germany

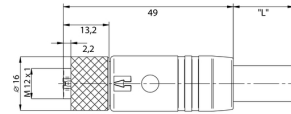
www.weidmueller.com

Drawings

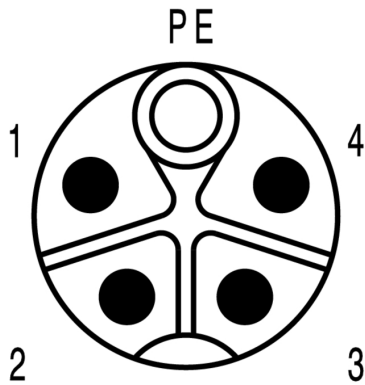
Dimensioned drawing



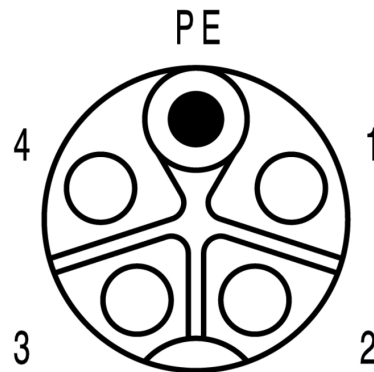
Dimensioned drawing



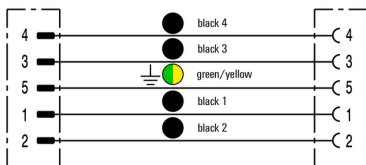
Pole scheme



Pole scheme



Wiring diagram



The ideal tool: Screwty® with torque function

